

1 **Integrating water, sanitation, handwashing, and nutrition interventions to reduce child soil-**
2 **transmitted helminth and *Giardia* infections: a cluster-randomized controlled trial in rural**
3 **Kenya**

4
5 Amy J. Pickering^{1,2*}, Sammy M. Njenga³, Lauren Steinbaum², Jenna Swarouth^{1,4}, Audrie Lin⁵,
6 Benjamin F. Arnold⁵, Christine P. Stewart⁶, Holly N. Dentz^{6,7}, MaryAnne Mureithi⁴, Benard
7 Chieng³, Marlene Wolfe^{1,4}, Ryan Mahoney⁴, Jimmy Kihara³, Kendra Byrd⁵, Gouthami Rao⁴,
8 Theodora Meerkerk⁴, Priscah Cheruiyot⁴, Marina Papaikovou^{7,8}, Nils Pilotte⁷, Steven A.
9 Williams⁷, John M. Colford, Jr.⁵, Clair Null^{4,9}

10

11 1 Civil and Environmental Engineering, Tufts University, Medford, MA, USA, 02155

12 2 Civil and Environmental Engineering, Stanford University, Stanford, CA, USA, 94305

13 3 Kenya Medical Research Institute, Nairobi, Kenya, 34567-00100

14 4 Innovations for Poverty Action, Kakamega, Kenya, 72427-00200

15 5 Division of Epidemiology, School of Public Health, University of California, Berkeley, CA, USA,
16 94720

17 6 Department of Nutrition, University of California, Davis, CA, USA, 95616

18 7 Smith College, Northampton, MA, USA, 01063

19 8 Department of Life Sciences, Natural History Museum, London, UK, SW7 5BD

20 9 Center for International Policy Research and Evaluation, Mathematica Policy Research,
21 Washington DC, USA, 20002

22

23 Correspondence to: Amy J. Pickering, Civil and Environmental Engineering, Tufts University, 113

24 Anderson Hall, 200 College Avenue, Medford, MA 02155, amy.pickering@tufts.edu.

25

26 **Short title: Integrated WASH and child parasite infections**

27 **Trial registration:** ClinicalTrials.gov NCT01704105,

28 <https://clinicaltrials.gov/ct2/show/NCT01704105>

29 **Abstract**

30 **Background.** Helminth and protozoan infections affect >1 billion children globally. Improved
31 water, sanitation, handwashing, and nutrition could be more sustainable control strategies for
32 parasite infections than mass drug administration (MDA), while providing other quality of life
33 benefits.

34 **Methods and Findings.** We enrolled geographic clusters of pregnant women into a cluster-
35 randomized controlled trial that tested six interventions: disinfecting drinking water(W),
36 improved sanitation(S), handwashing with soap(H), combined WSH, improved nutrition(N), and
37 combined WSHN. We assessed intervention effects on parasite infections by measuring *Ascaris*
38 *lumbricoides*, *Trichuris trichiura*, hookworm, and *Giardia duodenalis* among individual children
39 born to enrolled mothers and their older siblings (ClinicalTrials.gov NCT01704105). We collected
40 stool specimens from 9077 total children in 622 clusters, including 2346 children in control,
41 1117 in water, 1160 in sanitation, 1141 in handwashing, 1064 in WSH, 1072 in nutrition, and
42 1177 in WSHN. In the control group, 23% of children were infected with *Ascaris lumbricoides*,
43 1% with *Trichuris trichuria*, 2% with hookworm and 39% with *Giardia duodenalis*. After two
44 years of intervention exposure, *Ascaris* infection prevalence was 18% lower in the water
45 treatment arm (95% confidence interval (CI) 0%, 33%), 22% lower in the WSH arm (CI 4%, 37%),
46 and 22% lower in the WSHN arm (CI 4%, 36%) compared to control. Individual sanitation,
47 handwashing, and nutrition did not significantly reduce *Ascaris* infection on their own, and
48 integrating nutrition with WSH did not provide additional benefit. *Trichuris* and hookworm were
49 rarely detected, resulting in imprecise effect estimates. No intervention reduced *Giardia*.
50 Reanalysis of stool samples by quantitative polymerase chain reaction (qPCR) confirmed the
51 reductions in *Ascaris* infections measured by microscopy in the WSH and WSHN groups. Lab
52 technicians and data analysts were blinded to treatment assignment, but participants and

53 sample collectors were not blinded. The trial was funded by the Bill & Melinda Gates Foundation
54 and USAID.

55 **Conclusions.** Our results suggest integration of improved water quality, sanitation, and
56 handwashing could contribute to sustainable control strategies for *Ascaris* infections,
57 particularly in similar settings with recent or ongoing deworming programs. Water treatment
58 alone was similarly effective to integrated WSH, providing new evidence that drinking water
59 should be given increased attention as a transmission pathway for *Ascaris*.

60

61 **Key words:** water, sanitation, handwashing, nutrition, intestinal worms, protozoa, low-income
62 countries

63

64

65 Introduction

66 Intestinal soil-transmitted helminth (STH) infections, including *Ascaris lumbricoides*, *Trichuris*
67 *trichiura*, and hookworm, and the protozoa *Giardia duodenalis* are common parasitic infections
68 among children in low-resource settings and neglected tropical diseases. Globally, STH are
69 estimated to affect 1.45 billion people(1), while *Giardia* has been cited as the most common
70 enteropathogen in low-income countries(2). STH and *Giardia* infections can result in poor
71 absorption of nutrients and weight loss(3,4). There is some evidence that STH and *Giardia*
72 infections, even when asymptomatic, may contribute to growth faltering and impaired cognitive
73 development(5-8). Longitudinal cohort studies in Bangladesh and Brazil have identified early
74 infection with *Giardia* as a risk factor for stunting among children(7,9). In Peru, children with
75 multiple *Giardia* infections per year during the first two years of life had lower cognitive function
76 scores at age 9 than children with one or fewer *Giardia* infections(10). The effect of child STH
77 infections on child growth, cognitive development, and school performance has been mixed and
78 strongly debated by experts, with some suggesting additional evidence is needed(5,6,11).

79

80 School-based mass drug administration (MDA) campaigns have been the cornerstone of the
81 global strategy to control STH infections; however, high reinfection rates limit the ability of MDA
82 to achieve sustained reduction in STH infection prevalence(12). *Ascaris*, *Trichuris*, *Giardia*, and
83 *Ancylostoma duodenale* are primarily transmitted through the fecal-oral ingestion route,
84 although *Ancylostoma duodenale* as well as *Necator americanus* can be transmitted
85 transdermally. A meta-analysis of studies from settings with medium-to-high endemic STH
86 prevalence identified an average reinfection rate for *Ascaris* at 12 months at 94% of baseline
87 prevalence, while the average 12-month reinfection rates for *Trichuris* and hookworm were 82%

88 and 57%, respectively(13). To achieve elimination of STH transmission, it has been suggested
89 that MDA control efforts may need to be integrated with improved water, sanitation, and
90 handwashing(14). Control of *Giardiasis* has historically relied on drug treatment after diagnosis
91 as well as exposure prevention by water treatment and improved sanitation, but zoonotic
92 transmission can complicate exposure prevention(15). Recent systematic reviews suggest that
93 improved water, sanitation, and handwashing can reduce the odds of STH and *Giardia*
94 infections, though the quality of the evidence base remains poor and consists almost exclusively
95 of observational analyses(16,17).

96
97 An individual's susceptibility to STH and *Giardia* infection is influenced by exposure and immune
98 response. A recent systematic review concluded that there was some evidence that nutritional
99 supplementation decreases the risk of infection or reinfection with STH, but studies have been
100 of low quality(18). Plausible mechanisms by which nutrition might reduce STH or *Giardia*
101 infection are through improvements in effective immune response including repair of cell
102 damage caused by parasite infection, and through changes to the gut microbiome(19,20).

103
104 We conducted a cluster-randomized controlled trial in rural Kenya to assess the effects of water,
105 sanitation, handwashing, and nutrition interventions delivered alone and in combination on
106 child parasite infections. STH and *Giardia* infections were pre-specified as trial outcomes before
107 the trial began(21). In a separate paper, we reported the effects of the interventions on child
108 growth and diarrhea(22). The trial's nutrition intervention was the only component that
109 improved child growth, but none of the interventions reduced diarrhea(22). Here, we report
110 intervention effects on *Ascaris*, *Trichuris*, hookworm, and *Giardia* infections measured after two
111 years of intervention exposure.

112

113 **Materials and Methods**

114

115 *Study design*

116 The trial protocol and detailed methods are published(21). The trial was registered at
117 ClinicalTrials.gov, identification number: NCT01704105. The study protocol was approved by the
118 Committee for the Protection of Human Subjects at the University of California, Berkeley
119 (protocol number 2011-09-3654), the Institutional Review Board at Stanford University (IRB-
120 23310), and the Scientific and Ethics Review Unit at the Kenya Medical Research Institute
121 (protocol number SSC-2271). Innovations for Poverty Action (IPA) enrolled participants,
122 implemented the intervention delivery, and collected the data. Mothers provided written
123 informed consent for themselves and their children.

124

125 Clusters of eligible pregnant women each were randomized by geographic proximal blocks into
126 one of eight study arms: chlorine treatment of drinking water (W); improved sanitation
127 including provision of toilets with plastic slabs and hardware to manage child feces (S);
128 handwashing with soap (H); combined WSH; infant and young child feeding counseling plus
129 small-quantity lipid-based nutrient supplements (N); combined WSHN; a double-sized active
130 control, and a passive control arm. Children in the passive control arm were purposively
131 excluded from parasitology measurement (Figure 1).

132

133 We conducted a cluster-randomized trial because components of the intervention promotion
134 activities were at the community level and there could have been behavior and infectious
135 disease interactions between neighboring households. Villages were eligible for selection into

136 the study if they were rural, the majority of the population lacked access to piped water
137 supplies, and there were no other ongoing WSH or nutrition programs. Within selected villages,
138 a census was conducted to identify eligible pregnant women in their second or third trimester
139 that planned to continue to live at their current residence for the next year. Since interventions
140 were designed to reduce child exposure to pathogens through a cleaner environment and
141 exclusive breastfeeding, we enrolled pregnant women to allow time for intervention delivery to
142 occur prior to or as close to birth as possible. Clusters were formed from 1-3 neighboring villages
143 and had a minimum of six pregnant women per cluster after the enrollment survey. Children
144 born to enrolled pregnant mothers were considered “index” children. Outcomes were assessed
145 after two years of intervention exposure among index children, including twins, as well as
146 among one older child in the index child’s compound to understand the effect of the
147 interventions on both preschool aged and school aged children. The older child was selected by
148 enrolling the youngest available child within the age range of 3-15 years old, with priority for a
149 sibling in the index child’s household.

150

151 *Baseline survey*

152 A survey at enrollment measured household socioeconomic characteristics and demographics
153 (maternal age, maternal education, electricity access, type of floor, number of people in the
154 household), as well as water, sanitation, and handwashing infrastructure and behaviors (type of
155 water source, reported water treatment, defecation location, type of toilet, presence of water
156 and soap at a handwashing station). In addition, at study enrollment we measured *Giardia*,
157 *Entamoeba histolytica* and *Cryptosporidium spp.* among children residing in study compounds
158 between 18 and 27 months of age (the projected age range for index children at the end of the
159 study) to assess baseline prevalence of these pathogens. STH were not measured at enrollment

160 among these proxy children because it was not logistically feasible to deworm infected children
161 at baseline. We also collected 100ml samples from primary drinking water sources accessed by
162 study households and household stored drinking water (if available). We transported the
163 samples on ice to field labs and enumerated *Escherichia coli* in each sample by membrane
164 filtration followed by culture on MI media.

165

166 *Randomization and blinding*

167 A few weeks after enrollment, clusters were randomly assigned to intervention arms at the
168 University of California, Berkeley by an investigator independent of the field research team
169 (BFA) using a random number generator. Groups of nine, geographically adjacent clusters were
170 block-randomized into the six intervention arms, the double-sized active control arm, and the
171 passive control arm (the passive control arm was not included in the parasite assessment).
172 Participants and other community members were informed of their intervention group
173 assignment after the baseline survey. Blinding (masking) participants was not possible given the
174 nature of the interventions. Data and stool sample collectors were not informed of the cluster
175 intervention assignment, but could have inferred treatment status by observing intervention
176 hardware. Lab technicians were blinded to intervention status. Two authors (AJP and JS)
177 independently replicated the statistical analyses while blinded to intervention status.

178

179 *Intervention delivery*

180 Intervention delivery began <3 months after enrollment. In the water intervention arms (W,
181 WSH, WSHN), community health promoters encouraged drinking water treatment with chlorine
182 (liquid sodium hypochlorite) using either manual dispensers installed at the point-of-collection
183 (community water source) in study villages or using bottled chlorine provided directly to

184 households every 6 months. In the sanitation arms (S, WSH, WSHN), households received new
185 latrines or existing latrines were upgraded and improved by installing a plastic slab that included
186 a lid. All households in sanitation arm study compounds were provided with a child potty for
187 each child <3 years as well as a “sani-scoop” to remove animal and human feces from the
188 compound. In the handwashing arms (H, WSH, WSHN), households were provided with two
189 handwashing stations—near the latrine and the cooking area. Stations included dual foot-pedal
190 operated jerry cans that could be tipped to dispense either soapy water or rinse water.
191 Households were responsible for keeping the stations stocked with rinse water, and community
192 health promoters refilled soap regularly. In the nutrition arms (N, WSHN), small quantity lipid-
193 based nutrient supplements (LNS) were provided to children from 6-24 months of age. Children
194 received monthly rations of LNS for addition to complementary foods twice per day. Nutrition
195 messaging included promoting dietary diversity during pregnancy and lactation, early initiation
196 of breastfeeding, exclusive breastfeeding from 0-6 months, continued breastfeeding through 24
197 months, timely introduction of complementary foods, dietary diversity for child feeding, and
198 child feeding during illness.

199

200 Community health promoters were nominated by mothers in the community and trained to
201 provide intervention-specific behavior change activities and instructions on hardware use or
202 provision of nutrition supplements. They were also trained to measure child mid-upper arm
203 circumference to identify and provide referrals for potential cases of severe acute malnutrition.
204 Each intervention consisted of a comprehensive behavior change package of key messages;
205 visual aids in the form of flip charts, posters, and reminder cue cards; interactive activities with
206 songs, games, or pledges to commit to practice target behaviors; and the distribution of arm-
207 specific hardware, products, or supplements. Households in the active control group received

208 visits from promoters to measure child mid-upper arm circumference and provide malnutrition
209 referrals, but did not receive any intervention related hardware or messaging. Promoters were
210 instructed to visit households monthly. Key messages and promoter materials are available at
211 <https://osf.io/fs23x/>.

212

213 Adherence to the interventions was measured during unannounced household visits after one
214 year and two years of intervention exposure (see SI).

215

216 *Measurement of parasite infections*

217 We measured parasite infections approximately 27 months post-enrollment (which equates to a
218 minimum of 24 months of intervention exposure since intervention hardware was delivered <3
219 months of enrollment). Stool samples were collected from index children and older children in
220 sterile containers and transported on ice to the closer of two central field labs located in
221 Kakamega or Bungoma. Field staff revisited households up to 3 times to collect stool samples.
222 *Ascaris lumbricoides*, *Trichuris trichiura*, and hookworm eggs were immediately enumerated
223 (same day) by double-slide Kato Katz microscopy with 41.7 mg templates. Both slides created
224 from each stool sample were counted by a trained parasitologist, and two different
225 parasitologists counted each slide from the same sample. A supervisor with expertise in STH egg
226 identification reviewed 10% of all slides and any discrepancies were corrected. STH egg counts
227 were averaged for analysis if both slides from one stool sample were positive. Two aliquots of
228 stool (one mixed with ethanol) were transported on dry ice to the Eastern and Southern Africa
229 Centre of International Parasite Control laboratory at KEMRI in Nairobi, Kenya for further
230 analysis.

231

232 One aliquot was analyzed by monoclonal enzyme-linked immunosorbent assay (ELISA) assay
233 (*Giardia* II™, Alere International Limited, Galway, Ireland) for the presence or absence of *Giardia*
234 *duodenalis* cysts. Samples were measured by ELISA in duplicate; if there was a discrepancy
235 between duplicates, the sample was re-run. DNA was extracted from the other aliquot
236 (preserved in ethanol) for stool samples collected from children in the control, WSH, and WSHN
237 groups. Four qPCR assays were run in duplicate on each sample to detect the following targets:
238 *Necator americanus*, *Ancylostoma duodenale*, *Trichuris trichiura*, and *Ascaris lumbricoides* (see
239 SI for further details)(23).

240

241 *Outcomes*

242 STH and *Giardia* infections were pre-specified outcomes in the parent WASH Benefits trial prior
243 to the start of data collection; see Figure 3 in Arnold and others (21). Parasite infections were
244 measured two years after the start of intervention activities. The main indicators of parasite
245 infections were prevalence of each individual STH infection, any STH infection, and the
246 prevalence of *Giardia* infection among index and older children from the same compound.
247 Additional indicators of parasite infections included intensity of *Ascaris*, *Trichuris*, and
248 hookworm measured in eggs per gram (epg) of feces; intensity binary category of *Ascaris*
249 infection measured as low intensity (1-5000 epg) or moderate/high intensity (>5000 epg)
250 infection following World Health Organization (WHO) cutoffs; prevalence of co-infection with
251 two or three STH; and prevalence of co-infection with *Giardia* and any STH. The trial's original
252 protocol included *Entamoeba histolytica* and *Cryptosporidium spp.* as additional protozoan
253 endpoints. At enrollment, *Giardia* prevalence was 40% among 535 children 18-27 months old in
254 study compounds, while *Cryptosporidium Spp.* prevalence was 1% and *E. histolytica* prevalence
255 was 0%. We determined the extremely low prevalence made these trial endpoints futile due to

256 limited statistical power, and since each required a separate assay on the ELISA platform, the
257 study's steering committee decided to not test for them at follow-up.

258

259 *Sample size calculations*

260 All households in all clusters enrolled into the main trial were invited to participate in the
261 measurement of parasite infections. The main trial was powered for a minimum detectable
262 effect of 0.15 in length-for-age Z score and a relative risk of diarrhea of 0.7 or smaller for a
263 comparison of any intervention with the double-sized control group, assuming a type I error (α)
264 of 0.05 and power ($1-\beta$) of 0.8, a one-sided test for a two-sample comparison of means, and
265 10% loss to follow-up. This led to a planned design of 100 clusters per arm and 10 index children
266 per cluster. Given this design and a single, post-intervention measure, we estimated that the
267 trial's sample size would be sufficient at 80% power with a two-sided α of 0.05 to detect a
268 relative reduction of 18% in infection prevalence of any parasite. Our minimum detectable
269 effect calculations assumed 50% prevalence in the control arm, a village intraclass correlation
270 (ICC) of 0.14, two children measured per enrolled household (index child plus an older sibling),
271 and 70% successful stool collection and analysis.

272

273 *Statistical analysis*

274 All statistical analyses and comparisons between arms (W, S, H, WSH, N, WSHN compared to
275 active-control) were pre-specified prior to unblinding of investigators and published with a time-
276 stamp on the Open Science Framework (OSF) (<https://osf.io/372xf/>). Replication scripts and
277 data are also provided at the same link. Our alternative hypothesis for all comparisons was that
278 group means were not equal (two-sided tests). We estimated unadjusted and adjusted
279 intention-to-treat effects between study arms using targeted maximum likelihood estimation

280 (TMLE) with influence curve-based standard errors that treated clusters as independent units
281 and allowed for outcome correlation within clusters(24,25). Our parameters of interest for
282 dichotomous outcomes were prevalence ratios. Our parameter of interest for helminth intensity
283 was the relative fecal egg count reduction. We calculated the relative reduction using both
284 geometric and arithmetic means. We did not perform statistical adjustments for multiple
285 outcomes to preserve interpretation of effects and because many of our outcomes were
286 correlated(26). We estimated adjusted parameters by including variables that were associated
287 with the outcome to potentially improve the precision of our estimates. We pre-screened
288 covariates (see SI for full list) to assess whether they are associated (P-value <0.2) with each
289 outcome prior to including them in adjusted statistical models. We conducted subgroup
290 analyses to explore effect modification on *Ascaris* and *Giardia* infection presence for the
291 following factors: index child status, consumed deworming medicine in past 6 months (*Ascaris*
292 only), consumed soil in past week (index children only), >8 people in compound, and if
293 defecation occurred on the same day as stool collection. Statistical analyses were conducted
294 using R version 3.3.2 (www.r-project.org).

295

296 **Results**

297

298 *Enrollment*

299 Pregnant women were enrolled into the cluster-randomised controlled trial from Kakamega,
300 Bungoma, and Vihiga counties in Kenya's western region. Enrollment occurred between
301 November 2012 - May 2014; 8246 pregnant women were enrolled. Clusters with an average of
302 12 eligible pregnant women each were randomized by geographic proximal blocks into one of
303 eight study arms: chlorine treatment of drinking water (W); improved sanitation including

304 provision of toilets with plastic slabs and hardware to manage child feces (S); handwashing with
305 soap (H); combined WSH; infant and young child feeding counseling plus small-quantity lipid-
306 based nutrient supplements (N); combined WSHN; a double-sized active control, and a passive
307 control arm. Children in the passive control arm were purposively excluded from parasitology
308 measurement (Figure 1). Parasite infections were measured among children born to enrolled
309 pregnant mothers (index children) as well as their older siblings.

310

311 Enrollment characteristics of the study population were similar between arms (Table S1). Most
312 households accessed springs or wells as their primary drinking water source. In the control
313 group, 24% of households accessed unprotected water sources, such as springs, dug wells, and
314 surface water. The microbial quality of drinking water was very poor, as has been reported
315 previously for this study area(27); 96% (n=1829) of source water samples and 94% (n=5959) of
316 stored drinking water samples contained *Escherichia coli* contamination. Most (82%) households
317 owned a latrine, but only 15% had access to a latrine with a slab or ventilation pipe (Table S1).
318 Soap and water availability for handwashing at a designated handwashing location was low
319 (<10%).

320

321 *Indicators of intervention uptake*

322 After one year of intervention, 89-90% of households that received the sanitation intervention
323 had access to an improved latrine (compared to 18% in active-control arm) and 79-82% of these
324 had access to an improved latrine after two years of intervention. In the water intervention
325 arms, 40-44% of households had a detectable chlorine residual in their stored drinking water at
326 the one-year follow up (compared to 3% of control households) and 19-23% had chlorine
327 detected after two years. 76-78% of households that received the handwashing intervention

328 had soap and water available at a handwashing station (compared to 12% in the control arm)
329 after one year and this decreased to 19-23% at year two. Consumption of LNS sachets by
330 children in the nutrition arms was 95-96% of the expected two sachets per day at the one-year
331 follow up and 114-116% of expected at the 2-year follow up (>100% is possible because
332 additional LNS packets were delivered in case of future delivery delays) (Tables S2 & S3).

333

334 *Infection prevalence*

335 Soil-transmitted helminth and *Giardia* infections were measured after two years of exposure to
336 the interventions. We collected stool specimens from 9077 children aged 2-15 years old at the
337 two-year survey during January 2015 – July 2016; including 4928 index children (median age in
338 years: 2.0, interquartile range (IQR): 1.9, 2.1) and 4149 older children (median age in years: 5.0,
339 IQR: 4.2, 6.4) residing in an index child's compound (Figure 1). A total of 2346 children in 158
340 control clusters, 1117 children in 77 water clusters, 1160 children in 77 sanitation clusters, 1141
341 children in 77 handwashing clusters, 1064 children in 76 WSH clusters, 1072 children in 78
342 nutrition clusters, and 1177 children in 79 WSHN clusters provided stool specimens. Stool
343 specimens were successfully collected from 95% (4928 of 5202) of available index children and
344 from 93% (4149 of 4484) of available older children two years after intervention delivery (Figure
345 1 shows number of children not available due to no live birth, death, refusal, or absent; Table S7
346 shows characteristics of children lost to follow up). In the control group 22.6% of children were
347 infected with *Ascaris* (ICC: 0.10), 2.2% with hookworm (ICC: 0.04), 1.2% with *Trichuris* (ICC: 0.07)
348 (measured by Kato-Katz microscopy), and 39% with *Giardia* (measured by enzyme-linked
349 immunosorbent assay)(Table S4). *Ascaris* infection prevalence was similar for index children
350 (22.8%) and older children (22.3%) in the control group (Table S6). Caregivers reported that 39%
351 of index children and 10% of older children had consumed soil in the past 7 days.

352

353 *Effect of interventions on parasite infection prevalence*

354 Infection prevalence of each STH, any STH, and *Giardia* was compared between each
355 intervention group (W, S, H, WSH, WSHN) and the double-sized active control group (C); see
356 methods for further details of the analysis. Compared to the control group, *Ascaris* infection
357 prevalence was 18% lower in the water arm (Prevalence Ratio [PR]: 0.82, 95% Confidence
358 Interval [CI] 0.67, 1.00), 22% lower in the combined WSH arm (PR: 0.78, 95% CI 0.63, 0.96), and
359 22% lower in the WSHN arm (PR: 0.78, 95% CI 0.64, 0.96) (Figure 2, Table S4). Sanitation,
360 handwashing, and nutrition did not significantly reduce *Ascaris* infection on their own (Figure 2).
361 The combined WSH intervention reduced infection with any STH by 23% (PR: 0.77, 95% CI 0.63,
362 0.95) and the combined WSHN intervention reduced infection with any STH by 19% (PR: 0.81,
363 95% CI 0.66, 0.98) (Table S4). No interventions significantly reduced the prevalence of
364 hookworm and *Trichuris*, though the low prevalence in the control arm meant that any
365 reduction due to intervention would be difficult to detect in the trial (Table S4). No interventions
366 reduced *Giardia* prevalence (Figure 2).

367

368 We re-analyzed all stool samples collected from children enrolled in the control, combined WSH,
369 and WSHN arms by quantitative polymerase chain reaction (qPCR) to validate our estimates
370 based on microscopy measurements. These three arms were selected for the qPCR subset
371 analysis prior to unblinding of investigators to results and were chosen based on the hypothesis
372 that these arms would be the most likely to have low-intensity STH infections if any of the
373 interventions were effective. qPCR analyses resulted in almost identical intervention effect
374 estimates to those based on microscopy (Figure 3, Table S8). Compared to the control group,
375 *Ascaris* infection prevalence was 21% lower (PR: 0.79, 95% CI 0.64, 0.97) in the WSN group and

376 23% lower (PR: 0.77, 95%CI 0.64, 0.93) in the WSHN group. We also did not detect any
377 significant effects of the interventions on *Trichuris* or hookworm infections using qPCR data
378 (Table S8).

379

380 *Effect of interventions on infection intensity*

381 *Ascaris* infection intensity was lower in children in the water arm (fecal egg count reduction with
382 geometric means [FECR]: -16%, 95% CI -32%, -1%), the WSH arm (FECR: -19%, 95% CI -33%, -5%),
383 and the WSHN arm (FECR: -18%, 95% CI -32%, -4%) compared to the control arm; FECR with
384 arithmetic means showed similar results (Table 1). The prevalence of heavy/moderate intensity
385 *Ascaris* infections was 10.0% in the water arm, 10.9% in WSH, and 10.3% in WSHN compared to
386 12.7% in the control arm; these differences were not statistically significant at the 95%
387 confidence level (Table S4).

388

389 The FECR with arithmetic means indicated that children in the WSH arm had lower intensity
390 infections with hookworm (3 eggs per gram [epg] vs. 11 epg in control) (Table 1). In addition, the
391 FECR with arithmetic means indicated lower *Trichuris* infection intensity in the WSH (0 epg vs. 6
392 epg in control), nutrition (2 epg), and the WSHN (1 epg) arms. Children that received the WSHN
393 intervention had 27% lower prevalence of coinfection with STH and *Giardia* compared to the
394 control group (PR: 0.73, 95% CI 0.56, 0.97)(Table S4). STH coinfection was rare (<2% in control
395 arm) and at similarly low levels in interventions arms (Table S4).

396

397 *Adjusted models and subgroup analyses*

398 Adjusted effect estimates were similar to unadjusted effects (Table S4). Subgroup analyses of
399 intervention effects stratified by child age, reported soil consumption (index children only),

400 number of people living in the compound, deworming (*Ascaris* only), and time since defecation
401 did not show any strong effect modification (Table S6).

402

403 **Discussion**

404

405 This study provides new evidence on the effect of improved water, sanitation, handwashing in
406 the household, and nutrition interventions, alone and in combination, on the prevalence of
407 infection with STH and *Giardia*. Our findings demonstrate that an integrated water, sanitation,
408 and handwashing intervention targeting the household environment in rural Kenya reduced
409 *Ascaris* infection prevalence by 22%, while a water treatment intervention reduced *Ascaris*
410 infection by 18%. Almost identical effect estimates generated by analyzing stool samples with
411 microscopy and qPCR in a subset of arms lent additional credibility to the overall results (Figure
412 3). In addition, we found that improved nutrition did not enhance the effectiveness of the WSH
413 intervention. *Trichuris* and hookworm prevalence were too low to precisely assess intervention
414 impact in this setting, and *Giardia* was unaffected by the interventions. Although the integrated
415 WSH intervention did not succeed in improving child growth or reducing symptomatic diarrhea
416 in this trial(22), our findings confirm that WSH can effectively interrupt environmental helminth
417 transmission.

418

419 A limited number of randomized controlled trials (RCTs) have previously analyzed the effect of
420 WSH interventions on STH infection. Two RCTs in rural India found no impact of community
421 sanitation interventions on helminth infections; however, both studies reported low usage rates
422 of toilets among intervention households(28,29). Several school-based RCTs combining
423 deworming with handwashing promotion have reported significant reductions in *Ascaris*

424 reinfection prevalence in China, Ethiopia, and Peru(17,30). A school-based integrated WSH
425 intervention combined with deworming in rural Kenya also reduced the odds of *Ascaris*
426 reinfection(31). While previous RCTs demonstrate the success of school-based deworming
427 combined with hygiene promotion, our results contribute new evidence from a large, cluster-
428 randomized trial that improving WSH in the household environment can reduce *Ascaris*
429 infections in a rural, low-income setting.

430

431 We did not detect an effect of the single sanitation intervention on STH infection prevalence.
432 One potential explanation for the lack of impact may be that transitioning households from
433 using traditional pit latrines to pit latrines with slabs may not have a measurable impact on STH
434 transmission. A shift from households practicing open defecation to using latrines might be
435 more likely to reduce STH transmission, with little additional benefit from improving latrine
436 quality. A recent trial in Cote d'Ivoire reported greater reduction in hookworm infection
437 prevalence among communities that received a community-led total sanitation intervention
438 (designed to reduce open defecation levels) integrated with community-wide MDA compared to
439 community-wide MDA alone (32). A second explanation may be that sanitation interventions are
440 more effective at interrupting environmental transmission of pathogens when they are
441 implemented at the community level(33), whereas our intervention only improved sanitation
442 access in compounds with enrolled pregnant women.

443

444 The reductions in *Ascaris* prevalence in the combined arms could have resulted from improved
445 water quality alone; *Ascaris* prevalence was 18% lower in the single water intervention arm than
446 the control, a similar magnitude to the 22% reduction in the integrated intervention arms. Near
447 identical reductions in *Ascaris* infection across all three water intervention arms suggests that

448 water could have been an important transmission pathway in this population, which was
449 interrupted by chlorine treatment. However, we cannot rule out contribution to reductions from
450 other interventions in the combined arms; *Ascaris* prevalence was lower (20%) in each of the
451 single sanitation, handwashing, and nutrition intervention arms, compared to 23% prevalence in
452 the control arm. Chlorine is not known to inactivate *Ascaris* eggs, but one experimental study
453 did find that chlorine can delay egg development and infectivity(34); it's possible that delayed
454 egg infectivity could reduce the risk of consuming an infective egg through drinking water. The
455 proportion of households using jerry cans (a plastic water container with a narrow capped
456 opening) to safely store drinking water was slightly higher in the water intervention arms than
457 other arms (Tables S2 & S3). Our findings indicate that water is an understudied transmission
458 pathway for *Ascaris*. We believe drinking water treatment should be further investigated as an
459 STH control strategy, and that chlorine should be further explored as a method for inhibiting
460 *Ascaris* egg development in drinking water supplies.

461
462 The combined WSHN intervention was similarly effective to WSH in reducing *Ascaris* prevalence,
463 and improved nutrition did not reduce STH or *Giardia* infection on its own. Together, these
464 results suggest that improved nutrition intervention did not reduce parasite infection in this
465 population. Trials investigating the impact of micronutrient supplementation on STH infection or
466 reinfection have reported mixed results(18). Our results are consistent with a Kenyan trial that
467 found no effect of school-based micronutrient supplementation on reinfection with *Ascaris*(35).
468 Considering interventions in this trial did not include treatment with antiparasitic drugs, further
469 research would be valuable to understand if LNS supplementation could prevent parasite
470 infections after drug treatment.

471

472 *Giardia* prevalence was unaffected by any of the interventions in this trial. Our results stand in
473 contrast to results from the parallel WASH Benefits trial conducted in Bangladesh(36), which
474 detected reductions in *Giardia* infection prevalence in the handwashing, sanitation, combined
475 WSH, and combined WSHN arms(37). One potential explanation for lack of intervention effects
476 in this trial is that water could be the primary transmission pathway for *Giardia* in this study
477 setting, and *Giardia* is highly resistant to chlorination. The majority of households in the WASH
478 Benefits Bangladesh trial accessed protected tubewells providing water with lower levels of
479 fecal contamination compared to the springs and shallow wells accessed by households in this
480 trial(27,38). Another potential explanation is that handwashing rates with soap were not high
481 enough at the time of measurement to interrupt *Giardia* transmission; presence of soap and
482 water at a handwashing station decreased from 78% at year one to 19% at year two among
483 households in the WSH arm (Tables S2 & S3). *Giardia* is also zoonotic(4); exposure to avian and
484 ruminant fecal contamination in the household environment could mitigate the effect of
485 improved sanitation on transmission. Animal feces management was not a targeted behavior of
486 the intervention packages.

487

488 This trial had some limitations. Chlorination does not inactivate protozoa, but was selected as
489 the most appropriate water treatment intervention for the study context considering previous
490 local acceptability, affordability, and effectiveness against bacterial and viral enteric pathogens.
491 We measured parasite infections two years after intervention delivery; measurement among
492 the study population at one year could have produced different results because of higher
493 intervention adherence at that time (Table S2) and different child age-related exposures (e.g.
494 younger children may be more likely to consume soil). We were unable to blind study
495 participants due to the nature of the interventions; however, our outcomes were objective

496 indicators of infection analyzed by blinded laboratory technicians, and blinded analysts
497 replicated the data analysis.
498
499 During our trial, Kenya implemented a national school-based mass drug administration (MDA)
500 program to reduce STH prevalence(39); and 43% of study children reported consuming
501 deworming medication in the past 6 months (Table S6). Reported consumption of deworming
502 medicine was similar across study arms, suggesting no systematic differences in program
503 coverage or intensity between arms (Table S10). We observed similar *Ascaris* prevalence among
504 study index children (23%, median age 2 years) and older children (22%, median age 5 years),
505 suggesting that school-based MDA could be missing a key reservoir of infection among young,
506 preschool aged children. Moreover, an environmental survey conducted during the national
507 deworming program in our study region reported common detection of STH eggs in soil
508 collected from the entrance to homes, with *Ascaris* eggs detected in soil in 19% of
509 households(40). Taken together, these findings suggest additional control strategies beyond
510 school-based deworming might be necessary to fully interrupt environmental STH transmission.
511
512 In contrast to most previous trials evaluating the effect of WSH or nutrition on STH infection,
513 administering deworming medication was not included with our intervention. Our findings
514 represent the potential impact of WSH and nutrition interventions in the context of exposure to
515 a deworming program implemented at national scale. Although the magnitude of *Ascaris*
516 prevalence reduction observed in the WSH and water intervention arms may be lower than
517 what could be achieved by drug treatment in the short term, reduced STH infection after two
518 years of intervention exposure indicates sustained impact. Our results support the proposal that
519 improved WSH complement chemotherapy in the global effort to eliminate STH transmission.

520

521

522 **Acknowledgements:** This research was financially supported in part by Global Development
523 grant OPPGD759 from the Bill & Melinda Gates Foundation to the University of California,
524 Berkeley. This manuscript was also made possible by the generous support of the American
525 people through the United States Agency for International Development (USAID) (grant AID-
526 OAA-F-13-00040 to Innovations for Poverty Action). The contents are the responsibility of the
527 authors and do not necessarily reflect the views of USAID or the United States Government. We
528 thank Charles Arnold for data management assistance, Michael Kremer for input on the study
529 design, Araka Sylvie Biyaki for contributing to sample analysis, the WASH Benefits staff at IPA,
530 and our study participants.

531

532 **References**

533

- 534 1. Pullan RL, Smith JL, Jasrasaria R, Brooker SJ. Global numbers of infection and disease
535 burden of soil transmitted helminth infections in 2010. *Parasites & Vectors*. Parasites &
536 *Vectors*; 2014 Jan 21;7(1):1–19.
- 537 2. Rogawski ET, Bartelt LA, Platts-Mills JA, Seidman JC, Samie A, Havt A, et al. Determinants
538 and Impact of Giardia Infection in the First 2 Years of Life in the MAL-ED Birth Cohort. *J*
539 *Pediatric Infect Dis Soc*. Oxford University Press; 2017 Jun 1;6(2):153–60.
- 540 3. Bethony J, Brooker S, Albonico M, Geiger SM, Loukas A, Diemert D, et al. Soil-transmitted
541 helminth infections: ascariasis, trichuriasis, and hookworm. *The Lancet*. 2006
542 May;367(9521):1521–32.
- 543 4. Certad G, Viscogliosi E, Chabé M, Cacciò SM. Pathogenic Mechanisms of Cryptosporidium
544 and Giardia. *Trends in Parasitology*. Elsevier Ltd; 2017 Mar 20;:1–16.
- 545 5. Dickson R, Awasthi S, Williamson P, Demellweek C, Garner P. Effects of treatment for
546 intestinal helminth infection on growth and cognitive performance in children:
547 systematic review of randomised trials. *BMJ*. 2000 Jun 24;320(7251):1697–701.
- 548 6. Taylor-Robinson DC, Maayan N. Deworming drugs for soil-transmitted intestinal worms
549 in children: effects on nutritional indicators, haemoglobin and school performance. ...
550 *Database Syst Rev*. 2012.
- 551 7. Donowitz JR, Alam M, Kabir M, Ma JZ, Nazib F, Platts-Mills JA, et al. A Prospective
552 Longitudinal Cohort to Investigate the Effects of Early Life Giardiasis on Growth and All
553 Cause Diarrhea. *Clinical Infectious Diseases*. 2016 Aug 24;63(6):792–7.
- 554 8. Simsek Z, Zeyrek FY, Kurcer MA. Effect of Giardia infection on growth and psychomotor
555 development of children aged 0-5 years. *J Trop Pediatr*. 2004 Apr;50(2):90–3.
- 556 9. Prado MS, Cairncross S, Strina A, Barreto ML, Oliveira-Assis AM, Rego S. Asymptomatic
557 giardiasis and growth in young children; a longitudinal study in Salvador, Brazil.
558 *Parasitology*. Cambridge University Press; 2005 Jul 1;131(1):51–6.
- 559 10. Berkman DS, Lescano AG, Gilman RH, Lopez SL, Black MM. Effects of stunting, diarrhoeal
560 disease, and parasitic infection during infancy on cognition in late childhood: a follow-up
561 study. *The Lancet*. 2002;359(9306):564–71.
- 562 11. Owada K, Nielsen M, Lau CL, Clements ACA, Yakob L, Soares Magalhaes RJ. Measuring the
563 Effect of Soil-Transmitted Helminth Infections on Cognitive Function in Children:
564 Systematic Review and Critical Appraisal of Evidence. *Advances in Parasitology*. 2017 Jan
565 1.
- 566 12. Clarke NE, Clements ACA, Doi SA, Wang D, Campbell SJ, Gray D, et al. Differential effect
567 of mass deworming and targeted deworming for soil-transmitted helminth control in
568 children: a systematic review and meta-analysis. *The Lancet*. 2017 Jan;389(10066):287–

- 569 97.
- 570 13. Jia T-W, Melville S, Utzinger J, King CH, Zhou X-N. Soil-Transmitted Helminth Reinfection
571 after Drug Treatment: A Systematic Review and Meta-Analysis. Cooper PJ, editor. PLoS
572 Negl Trop Dis. 2012 May 8;6(5):e1621.
- 573 14. Campbell SJ, Nery SV, McCarthy JS, Gray DJ, Magalhães RJS, Clements ACA. A Critical
574 Appraisal of Control Strategies for Soil-Transmitted Helminths. Trends in Parasitology.
575 Elsevier; 2016 Feb 1;32(2):97–107.
- 576 15. Savioli L, Smith H, Thompson A. Giardia and Cryptosporidium join the “Neglected
577 Diseases Initiative.” Trends in Parasitology. 2006 May;22(5):203–8.
- 578 16. Speich B, Croll D, Fürst T, Utzinger J, Keiser J. Effect of sanitation and water treatment on
579 intestinal protozoa infection: a systematic review and meta-analysis. The Lancet
580 Infectious Diseases. Elsevier; 2016 Jan 1;16(1):87–99.
- 581 17. Strunz EC, Addiss DG, Stocks ME, Ogden S, Utzinger J, Freeman MC. Water, Sanitation,
582 Hygiene, and Soil-Transmitted Helminth Infection: A Systematic Review and Meta-
583 Analysis. Hales S, editor. PLoS medicine. Public Library of Science; 2014 Mar
584 25;11(3):e1001620–38.
- 585 18. Yap P, Utzinger J, Hattendorf J, Steinmann P. Influence of nutrition on infection and re-
586 infection with soil-transmitted helminths: a systematic review. Parasites & Vectors.
587 BioMed Central; 2014 May 19;7(1):229.
- 588 19. David LA, Maurice CF, Carmody RN, Gootenberg DB, Button JE, Wolfe BE, et al. Diet
589 rapidly and reproducibly alters the human gut microbiome. Nature. Nature Publishing
590 Group; 2015 Apr 9;505(7484):559–63.
- 591 20. Glendinning L, Nausch N, Free A, Taylor DW, Mutapi F. The microbiota and helminths:
592 sharing the same niche in the human host. Parasitology. 2014 Sep;141(10):1255–71.
- 593 21. Arnold BF, Null C, Luby SP, Unicomb L, Stewart CP, Dewey KG, et al. Cluster-randomised
594 controlled trials of individual and combined water, sanitation, hygiene and nutritional
595 interventions in rural Bangladesh and Kenya: the WASH Benefits study design and
596 rationale. BMJ Open. 2013 Aug 1;3(8):e003476–6.
- 597 22. Null C, Stewart CP, Pickering AJ, Global HDTL, 2018. Effects of water quality, sanitation,
598 handwashing, and nutritional interventions on diarrhoea and child growth in rural Kenya:
599 a cluster-randomised controlled trial. The Lancet Global Health. 2018.
- 600 23. Pilotte N, Papaïakovou M, Grant JR, Bierwert LA, Llewellyn S, McCarthy JS, et al.
601 Improved PCR-Based Detection of Soil Transmitted Helminth Infections Using a Next-
602 Generation Sequencing Approach to Assay Design. Albonico M, editor. PLoS Negl Trop
603 Dis. Public Library of Science; 2016 Mar;10(3):e0004578.
- 604 24. Gruber S, van der Laan MJ. tml: An R Package for Targeted Maximum Likelihood
605 Estimation. Journal of Statistical Software. 2012 Nov 6;:1–35.

- 606 25. Balzer LB, van der Laan MJ, Petersen ML. Adaptive pre-specification in randomized trials
607 with and without pair-matching. *Statistics in Medicine*. Wiley-Blackwell; 2016 Nov
608 10;35(25):4528–45.
- 609 26. Schulz KF, Grimes DA. Multiplicity in randomised trials I: endpoints and treatments.
610 *Lancet*. Elsevier; 2005 May;365(9470):1591–5.
- 611 27. Pickering AJ, Arnold BF, Dentz HN, Colford JM, Null C. Climate and Health Co-Benefits in
612 Low-Income Countries: A Case Study of Carbon Financed Water Filters in Kenya and a Call
613 for Independent Monitoring. *Environ Health Perspect*. National Institute of
614 Environmental Health Science; 2017 Mar;125(3):278–83.
- 615 28. Patil SR, Arnold BF, Salvatore AL, Briceno B, Ganguly S, Colford JM, et al. The Effect of
616 India's Total Sanitation Campaign on Defecation Behaviors and Child Health in Rural
617 Madhya Pradesh: A Cluster Randomized Controlled Trial. Hunter PR, editor. *PLoS*
618 *medicine*. Public Library of Science; 2014 Aug 26;11(8):e1001709.
- 619 29. Clasen T, Boisson S, Routray P, Torondel B, Bell M, Cumming O, et al. Effectiveness of a
620 rural sanitation programme on diarrhoea, soil-transmitted helminth infection, and child
621 malnutrition in Odisha, India: a cluster-randomised trial. *The Lancet Global Health*.
622 Elsevier; 2014 Nov 1;2(11):e645–53.
- 623 30. Mahmud MA, Spigt M, Bezabih AM, Pavon IL, Dinant G-J, Velasco RB. Efficacy of
624 Handwashing with Soap and Nail Clipping on Intestinal Parasitic Infections in School-Aged
625 Children: A Factorial Cluster Randomized Controlled Trial. Bhutta ZA, editor. *PLoS*
626 *medicine*. 2015 Jun 9;12(6):e1001837–16.
- 627 31. Freeman MC, Clasen T, Brooker SJ, Akoko DO, Rheingans R. The Impact of a School-Based
628 Hygiene, Water Quality and Sanitation Intervention on Soil-Transmitted Helminth
629 Reinfection: A Cluster-Randomized Trial. *American Journal of Tropical Medicine and*
630 *Hygiene*. The American Society of Tropical Medicine and Hygiene; 2013 Nov 6;89(5):875–
631 83.
- 632 32. Hürlimann E, Silué KD, Zouzou F, Ouattara M, Schmidlin T, Yapi RB, et al. Effect of an
633 integrated intervention package of preventive chemotherapy, community-led total
634 sanitation and health education on the prevalence of helminth and intestinal protozoa
635 infections in Côte d'Ivoire. *Parasites & Vectors*. BioMed Central; 2018 Feb 27;11(1):115.
- 636 33. Harris M, Alzua ML, Osbert N, Pickering A. Community-Level Sanitation Coverage More
637 Strongly Associated with Child Growth and Household Drinking Water Quality than
638 Access to a Private Toilet in Rural Mali. *Environmental Science & ... American Chemical*
639 *Society*; 2017 Jun 1;51(12):7219–27.
- 640 34. Oh K-S, Kim G-T, Ahn K-S, Shin S-S. Effects of Disinfectants on Larval Development of
641 *Ascaris suum* Eggs. *Korean J Parasitol*. 2016 Feb;54(1):103–7.
- 642 35. Olsen A, Thiong'o FW, Ouma JH, Mwaniki D, Magnussen P, Fleischer Michaelsen K, et al.
643 Effects of multimicronutrient supplementation on helminth reinfection: a randomized,
644 controlled trial in Kenyan schoolchildren. *Transactions of the Royal Society of Tropical*

- 645 Medicine and Hygiene. 2003 Jan;97(1):109–14.
- 646 36. Luby SP, Rahman M, Arnold BF, Unicomb L, Ashraf S, Winch PJ, et al. Effects of water
647 quality, sanitation, handwashing and nutritional interventions on diarrhoea and child
648 growth in rural Bangladesh: A cluster randomized trial. *The Lancet Global Health*.
- 649 37. Lin A, Ercumen A, Benjamin-Chung J, Arnold BF, Das S, Haque R, et al. Effects of water,
650 sanitation, handwashing, and nutritional interventions on child enteric protozoan
651 infections in rural Bangladesh: A cluster-randomized controlled trial. *Clin Infect Dis*. 3rd
652 ed. 2018 Apr 13;16:87.
- 653 38. Pickering AJ, Ercumen A, Arnold BF, Kwong LH, Parvez SM, Alam M, et al. Fecal Indicator
654 Bacteria along Multiple Environmental Transmission Pathways (Water, Hands, Food, Soil,
655 Flies) and Subsequent Child Diarrhea in Rural Bangladesh. *Environmental Science &
656 Technology*. American Chemical Society; 2018 Jun 14;52(14):7928–36.
- 657 39. Okoyo C, Nikolay B, Kihara J, Simiyu E, Garn JV, Freeman MC, et al. Monitoring the impact
658 of a national school based deworming programme on soil-transmitted helminths in
659 Kenya: the first three years, 2012 – 2014. *Parasites & Vectors*. BioMed Central; 2016 Jul
660 25;9(1):408.
- 661 40. Steinbaum L, Njenga SM, Kihara J, Boehm AB, Davis J, Null C, et al. Soil-Transmitted
662 Helminth Eggs Are Present in Soil at Multiple Locations within Households in Rural Kenya.
663 Aroian RV, editor. *PLoS ONE*. Public Library of Science; 2016;11(6):e0157780.
- 664

FIGURES

Figure 1. Trial profile.

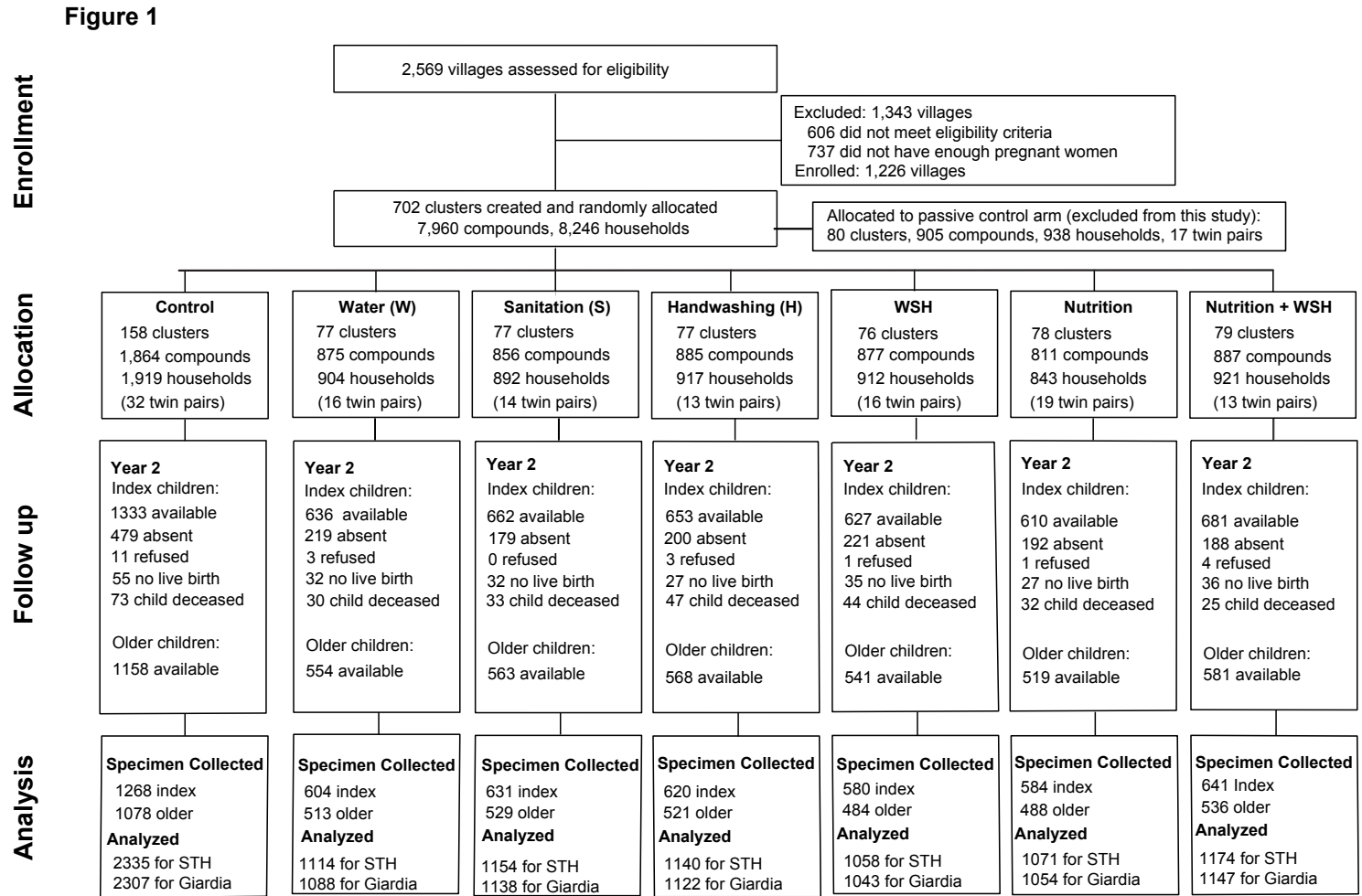


Figure 2. Effect of the interventions on infection with *Ascaris* and *Giardia*. Prevalence ratios estimated by targeted maximum likelihood estimation. Error bars show 95% confidence intervals for the prevalence ratios.

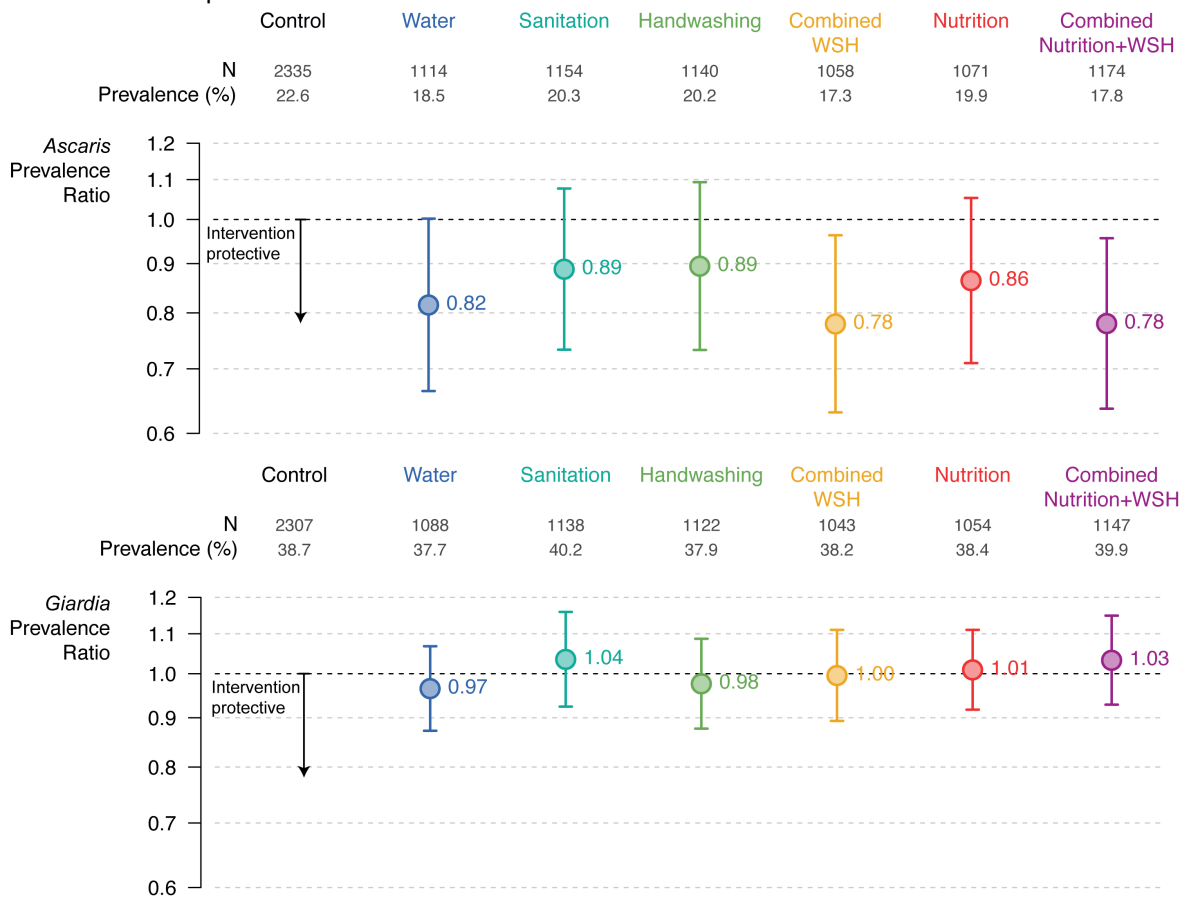


Figure 3. Effect of the combined interventions on infection with *Ascaris* estimated with Kato-Katz microscopy (left) and by qPCR (right). Prevalence ratios estimated by targeted maximum likelihood estimation. Error bars show 95% confidence intervals for the prevalence ratios.

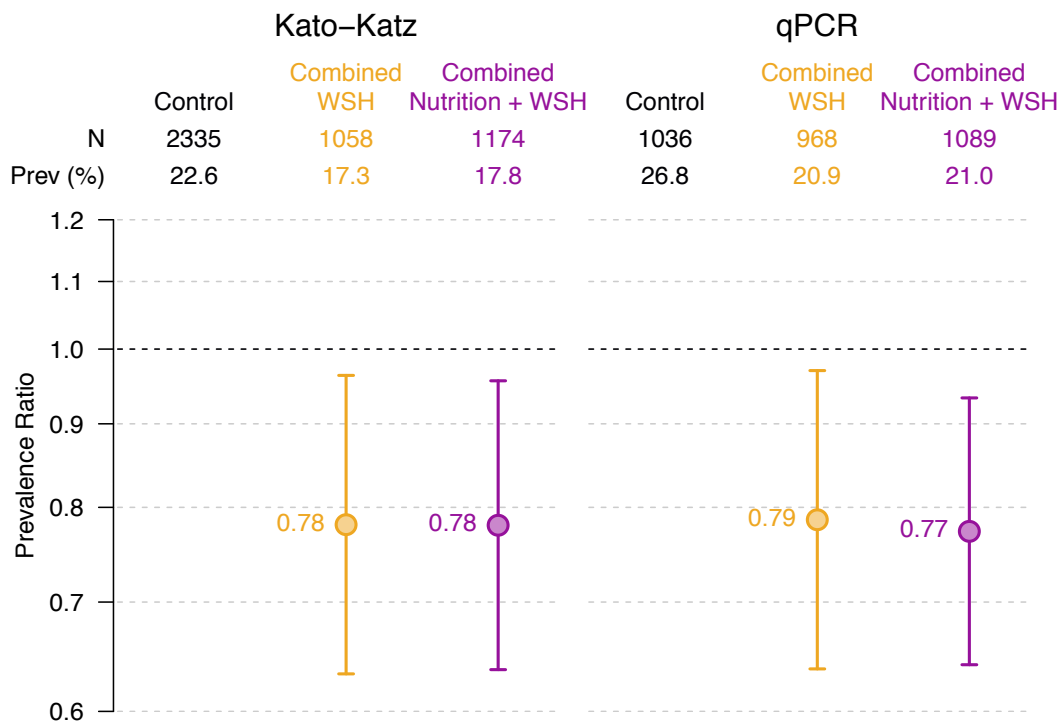


Table 1. Effect of the interventions on infection intensity, measured by fecal egg count reduction (FECR) with arithmetic and geometric means in eggs per gram (epg). FECR estimated by targeted maximum likelihood estimation. Bold indicates $p < 0.05$. *Values of 0.5 epg substituted for samples below the detection limit to calculate log-transformed mean

	N	Arithmetic mean					Log10 mean*, epg	Geometric mean			
		Arithmetic mean, epg	FECR	95% CI	P-value	FECR		95% CI	P-value		
Ascaris FECR											
Control	2335	3641					0.60				
Water	1114	2682	-0.26	-0.52	-0.01	0.04	0.40	-0.16	-0.32	-0.01	0.04
Sanitation	1154	3443	-0.04	-0.32	0.23	0.75	0.50	-0.09	-0.25	0.07	0.27
Handwashing	1140	3386	-0.03	-0.34	0.28	0.85	0.50	-0.08	-0.25	0.08	0.31
WSH	1058	2571	-0.27	-0.52	-0.02	0.03	0.40	-0.19	-0.33	-0.05	0.01
Nutrition	1071	3303	-0.11	-0.34	0.12	0.35	0.50	-0.10	-0.25	0.04	0.16
Nutrition + WSH	1174	2927	-0.21	-0.46	0.03	0.09	0.40	-0.18	-0.32	-0.04	0.01
Hookworm FECR											
Control	2335	12					-0.25				
Water	1114	10	-0.20	-0.84	0.44	0.54	-0.23	0.02	-0.02	0.05	0.37
Sanitation	1154	10	-0.16	-0.90	0.57	0.67	-0.24	0.01	-0.02	0.04	0.42
Handwashing	1140	23	0.93	-1.39	3.25	0.43	-0.21	0.03	0.00	0.07	0.08
WSH	1058	3	-0.74	-0.91	-0.58	0.00	-0.26	-0.02	-0.04	0.01	0.18
Nutrition	1071	12	0.16	-1.17	1.50	0.81	-0.23	0.03	-0.01	0.06	0.14
Nutrition + WSH	1174	24	1.02	-1.87	3.91	0.49	-0.23	0.02	-0.01	0.06	0.22
Trichuris FECR											
Control	2335	6					-0.27				
Water	1114	6	0.04	-1.91	1.98	0.97	-0.27	0.00	-0.03	0.03	0.92
Sanitation	1154	4	-0.19	-1.49	1.11	0.78	-0.27	0.00	-0.03	0.02	0.77
Handwashing	1140	6	0.03	-1.40	1.46	0.97	-0.26	0.01	-0.02	0.04	0.46
WSH	1058	0	-0.91	-1.07	-0.75	0.00	-0.29	-0.02	-0.04	0.00	0.06
Nutrition	1071	2	-0.64	-1.22	-0.05	0.03	-0.28	-0.02	-0.04	0.01	0.18
Nutrition + WSH	1174	1	-0.81	-1.15	-0.47	0.00	-0.29	-0.02	-0.05	0.00	0.10