

FamPlex: a resource for entity recognition and relationship resolution of human protein families and complexes in biomedical text mining

John A Bachman^{1†}, Benjamin M Gyori^{1†} and Peter K Sorger^{1*}

*Correspondence:

peter_sorger@hms.harvard.edu

¹Laboratory of Systems

Pharmacology, Harvard Medical

School, 200 Longwood Ave, 02115

Boston, MA, USA

Full list of author information is
available at the end of the article

†Equal contributor

Abstract

Background: For automated reading of scientific publications to extract useful information about molecular mechanisms it is critical that genes, proteins and other entities be correctly associated with uniform identifiers, a process known as named entity linking or “grounding.” Correct grounding is essential for resolving relationships among mined information, curated interaction databases, and biological datasets. The accuracy of this process is largely dependent on the availability of machine-readable resources associating synonyms and abbreviations commonly found in biomedical literature with uniform identifiers.

Results: In a task involving automated reading of ~215,000 articles using the REACH event extraction software we found that grounding was disproportionately inaccurate for multi-protein families (e.g., “AKT”) and complexes with multiple subunits (e.g. “NF- κ B”). To address this problem we constructed FamPlex, a manually curated resource defining protein families and complexes as they are commonly encountered in biomedical text. In FamPlex the gene-level constituents of families and complexes are defined in a flexible format allowing for multi-level, hierarchical membership. To create FamPlex, text strings corresponding to entities were identified empirically from literature and linked manually to uniform identifiers; these identifiers were also mapped to equivalent entries in multiple related databases. FamPlex also includes curated prefix and suffix patterns that improve named entity recognition and event extraction. Evaluation of REACH extractions on a test corpus of ~54,000 articles showed that FamPlex significantly increased grounding accuracy for families and complexes (from 15% to 71%). The hierarchical organization of entities in FamPlex also made it possible to integrate otherwise unconnected mechanistic information across families, subfamilies, and individual proteins. Applications of FamPlex to the TRIPS/DRUM reading system and the Biocreative VI Bioentity Normalization Task dataset demonstrated the utility of FamPlex in other settings.

Conclusion: FamPlex is an effective resource for improving named entity recognition, grounding, and relationship resolution in automated reading of biomedical text. The content in FamPlex is available in both tabular and Open Biomedical Ontology formats at <https://github.com/sorgerlab/famplex> under the Creative Commons CC0 license and has been integrated into the TRIPS/DRUM and REACH reading systems.

Keywords: Text mining; protein families; grounding; named entity linking; named entity recognition; biocuration; event extraction; natural language processing

Background

A critical challenge in contemporary molecular biology is integrating detailed mechanistic information about specific genes and proteins with genome-scale information about the interaction networks in which these genes participate. Networks of molecular mechanisms are powerful tools for interpreting large-scale data in the context of prior knowledge [1, 2, 3, 4]. The construction of biological networks benefits from exchange formats such as BioPAX [5] that allow disparate databases to be aggregated into uniform, machine-readable resources such as Pathway Commons [6]. However, a significant fraction of the information available in the literature has not been recorded in pathway databases. Text mining has the potential to address this gap by augmenting curated network resources with molecular mechanisms automatically extracted from the literature. However, current systems are not yet able to extract mechanisms with a quality equal to that of human curators [7].

One challenge in using text-mined information for biological data analysis is that molecular mechanisms are often described in the literature in terms of aggregate entities such as multi-protein families (e.g., “RAS”, “AKT”) and multi-subunit complexes (e.g., “NF- κ B”, “AP-1”) rather than the specific genes or proteins measured in large-scale experiments. For example, a Pubmed search for “NF-kappaB” yields over 64,000 citations; this transcription factor is not a single molecular entity but rather a class of heterodimers involving combinations of at least five different genes in two families (*RELA*, *RELB*, *REL*, *NFKB1*, and *NFKB2*). This poses two challenges for machine reading. First, the text string “NF- κ B” must be normalized to a standard identifier, a task known variously as named entity linking (NEL), named entity normalization (NEN), named entity disambiguation (NED), or simply “grounding.” [8]. Second, the mapping of “NF- κ B” to its constituents must be established so that the activities of NF- κ B can be linked to the properties of the genes from which it is comprised. Such “static relations” must be resolved either by explicit curation or algorithmically [9, 10, 11].

Success in the first task, grounding, is essential for practical applications of text mining [12, 13]. Entities without associated identifiers cannot be used for downstream assembly and interpretation tasks, and systematic *misidentification* of entities clutters extracted networks with errors that skew data analysis. Relevant approaches to grounding have been studied extensively in the context of the gen-

eral problem of biomedical entity normalization [14, 8, 15, 16], and generally involve two steps. First, a named entity as encountered in text is normalized, for example by stemming [17], removal of affixes [10], or expansion of abbreviations [16]. Effective preprocessing depends on an explicit or implicit representation of how specific entities (e.g., diseases vs. chemicals vs. genes) variously appear in text (see 2.2.4 in [16]).

The normalized string is then matched to names and synonyms in existing taxonomies [13]. Difficulties in grounding protein families and complexes are encountered in this latter step because there is no standard ontology for these entities as they are commonly described in the scientific literature. Relevant identifiers can be found in protein family databases (InterPro, PFAM, NextProt) and curated interaction databases (Reactome, SIGNOR, OpenBEL) allowing complexes and families to be resolved into their constituent genes. However, such databases generally lack lexical synonyms corresponding to the many ways in which entities are referenced in text, limiting their value for literature mining. Conversely, general biomedical vocabularies and thesauri such as NCIT and MeSH contain entries and lexical synonyms for families and complexes but often lack the ontological resolution of these terms into child concepts (e.g. entries C94701 in NCIT and D055372 in MeSH for the holo-enzyme AMPK, neither of which define its constituents). In combination, these diverse databases provide substantial information about families and complexes, but integration of this information is difficult because they rarely contain cross-references for related concepts among themselves. Prior work has addressed aspects of normalization for protein families, for example by automatically identifying families and their constituents directly from the literature [9, 15] or by combining information in gene family databases with patterns in the names and synonyms of genes [10, 18]. However, the problem of identifying, normalizing, and linking information about protein families and complexes is less well-understood than that of gene normalization [8, 18, 16], and draws on a smaller base of taxonomic resources.

In this paper we describe FamPlex, a curated lexical and ontological resource that improves grounding and relationship resolution for families and complexes encountered in the mining and curation of biomedical text. FamPlex contains a set of identifiers for protein families and complexes along with mappings that link: (i) text strings and FamPlex identifiers, (ii) FamPlex identifiers and iden-

tifiers representing protein families and complexes in other resources, and (iii) 66
FamPlex families/complexes and their constituent members. FamPlex also con- 67
tains a list of prefixes and suffixes frequently appended to protein names for 68
use in named entity recognition (NER) and entity normalization. The FamPlex 69
resource consists of a set of comma-separated value (CSV) files listing entities 70
and relations, along with Python scripts for checking consistency and identify- 71
ing equivalent identifiers in other databases. FamPlex is hosted on GitHub at 72
<https://github.com/sorgerlab/famplex> and is made available under the Cre- 73
ative Commons CC0 license. It is also available in the Open Biomedical On- 74
tology (OBO) format and can be accessed via the NCBO BioPortal [19] at 75
<http://bioportal.bioontology.org/ontologies/FPLX>. 76

Construction and Content 77

Development of FamPlex was motivated by an empirical analysis of grounding ac- 78
curacy in events extracted by the REACH biomedical literature mining software 79
[20, 21]. As described in detail below, we found that grounding of protein fam- 80
ilies was disproportionately inaccurate and that a relatively small proportion of 81
frequently misgrounded entities accounted for the bulk of all grounding errors. An 82
examination of existing resources highlighted the fragmented nature of information 83
on protein families and complexes and the general lack of suitability of these re- 84
sources for literature mining. FamPlex was conceived as a “bridging” resource 85
to link available information about families, complexes, and other frequently mis- 86
grounded entities across a diverse set of existing bioinformatics databases. 87

At the core of FamPlex is a set of identifiers representing protein families and 88
complexes (Figure 1A). FamPlex represents the hierarchical relationships of these 89
high-level entities to each other and to individual genes, along with corresponding 90
synonyms in text and cross-references to other databases where available. Entities 91
and mappings are recorded in a set of CSV files. 92

Selection of corpus for curation and evaluation 93

To empirically guide curation of entities and synonyms based on the frequency of 94
their appearance in literature we selected a corpus of articles focused on the proteins, 95
protein families, complexes, and molecular events relevant to pathway biocuration 96
(Figure 1B). Specifically, we combined the 3,752 signaling proteins in Reactome [22] 97

with the members of protein families and complexes defined in OpenBEL resource files [23]. From this gene list a corpus of 269,489 papers was assembled by retrieving papers curated for each gene from the Entrez Gene database [24]. Abstracts were obtained from MEDLINE and full texts were downloaded either from the Pubmed Central Open Access subset (in XML or text format), the Pubmed Central Author Manuscript Collection, or via the Elsevier text and data mining API (Table 1).

Event extraction from text using REACH and INDRA

The corpus of ~270,000 papers was processed with the REACH event extraction software [21], yielding a set of sentences, named entities, and extracted relations (Figure 1B). REACH is built on widely-used methods for syntactic parsing and named-entity recognition: it uses the Stanford CoreNLP parser [25] for syntactic parsing and draws information on biology-specific named entities from Uniprot, InterPro, PFAM, HMDB, ChEBI, Gene Ontology, MeSH, Cellosaurus, ATCC, and CellOntology. As a final step we used the INDRA software [26] to convert events extracted by REACH into INDRA Statements, a format suitable for analyzing and assembling sets of mechanisms into networks and executable models of various kinds.

Characterizing patterns of grounding errors

The set of entities and events extracted by REACH was used to characterize patterns of grounding errors and prioritize entities and their lexical synonyms for subsequent curation (Figure 1B). Prior to curation, the corpus of articles was divided into two sets: a “training” set and a “test” set consisting of 80% (215,360) and 20% (53,840) of the articles, respectively. The “training” set of articles was processed with REACH in the absence of FamPlex to evaluate baseline grounding accuracy and guide curation. Following curation, the “test” set of articles was processed with a version of REACH incorporating FamPlex. The partitioning of articles was performed to ensure that estimates of grounding accuracy would not be biased toward the specific set of articles used for curation.

Definition of protein families and complexes and their constituents

Identifiers for protein families and complexes in FamPlex were created by drawing on two resources: 1) identifiers created *de novo* in FamPlex to correspond to named entities encountered in event extraction, and 2) identifiers drawn from

the OpenBEL resource. In the first case, identifiers were prioritized by their frequency of occurrence among extracted events, with common entities such as “NF-kappaB”, “Ras”, “PI3-kinase”, “Akt”, etc., accounting for a significant fraction of grounding errors. In the case of OpenBEL, identifiers for protein families and complexes were drawn from the resource files `protein-families.xbel` and `named-complexes.xbel`, accessible via the OpenBEL GitHub repository at <https://github.com/OpenBEL/openbel-framework-resources>. The full list of all FamPlex identifiers is contained in the text file `entities.csv`.

Members of protein families and complexes are enumerated in the file `relations.csv` using two types of relations: *isa* and *partof*, denoting membership in a family or a complex, respectively (Figure 1A). These relationships can be applied hierarchically to describe multi-level protein subfamily relationships or protein complexes that are hetero-oligomers of subunits belonging to distinct families (Figure 2A). For example, 5' AMP-activated protein kinase, or AMPK, is a heterotrimeric protein consisting of alpha, beta, and gamma subunits: the alpha and beta subunits comprise families with two isoforms each, and the gamma subunit family has three isoforms. This hierarchical structure can be represented in FamPlex by using a combination of *isa* and *partof* relationships to link the identifiers for the subunit genes to FamPlex-specific identifiers for the subunit families and the full complex (Figure 2A).

Information on protein family and complex membership was drawn from OpenBEL resource files, HGNC, Reactome, InterPro, and Wikipedia, and manually curated for consistency. Where there were discrepancies among sources about family or complex membership we prioritized what we judged to be the most common usage. For example, the InterPro entry corresponding to the Ras protein family (IPR020849) lists 145 human proteins as members, whereas usage in literature and interaction databases recognizes only KRAS, NRAS, and HRAS as family members.

Mapping FamPlex identifiers to related resources

Entities defined in FamPlex are cross-referenced to corresponding identifiers in other databases and ontologies in the equivalences file (`equivalences.csv`; Figure 1A). Figure 2B shows the subsets of FamPlex identifiers containing mappings to different types of external databases: databases of interactions curated from litera-

ture (OpenBEL, Reactome), databases containing specific information about protein families and complexes (PFAM, InterPro, NextProt, and Gene Ontology), and general-purpose biomedical vocabularies (NCIT, MeSH). There are 32 unmapped entries for which no equivalent entry was found in external databases; these entries are implicitly defined in FamPlex by the specific genes that they contain as members.

Identifier mappings between FamPlex and Reactome and InterPro were obtained in a semi-automated fashion. The gene-level members of each FamPlex family and complex were used to query Reactome and InterPro for families and complexes containing these genes. Reactome and InterPro families with equivalent sets of members were incorporated into `equivalences.csv`. Python scripts for generating and updating these mappings are available in the FamPlex GitHub repository at `import/reactome_mappings.py` and `import/interpro_mappings.py`. Additional identifier mappings to PFAM, NCIT, NextProt, GO and MeSH were collected by entering FamPlex identifiers and lexicalizations into the TRIPS/DRUM web service available at <http://trips.ihmc.us/parser/cgi/drum> [27]. The TRIPS/DRUM web service returned identifier mappings and their scores based on partial string matches to a variety of databases, which were then manually curated for inclusion in FamPlex.

Curation of lexical synonyms for entities

Entities defined in FamPlex are associated with lexical synonyms in the grounding map (`grounding_map.csv`; Figure 1A). These synonyms allow natural language processing tools to match named entities extracted from text to the protein families and complexes contained in the FamPlex hierarchy.

Lexical synonyms were curated in two ways. First, named entities extracted from the “training” articles read by REACH were sorted by frequency, and named entities corresponding to FamPlex families and complexes were added to the grounding map. Entries were also added to the grounding map for frequently occurring but incorrectly grounded named entities of other types (e.g., proteins, chemicals, and biological processes). For less-frequently encountered families and complexes, synonyms were curated using a different approach: names and synonyms for the gene-level members of families and complexes were used to search the named entities

extracted by REACH. Potential matches were identified by fuzzy string matching (Levenshtein distance [28]) using the Python `fuzzywuzzy` package and subsequently manually curated.

Of the 2,076 entries in the FamPlex grounding map, 1,186 map to FamPlex identifiers; the remaining 890 map to frequently occurring proteins, chemicals, and biological processes. The distribution of lexical synonyms across the set of FamPlex identifiers is shown in Figure 2C. The frequently-occurring entities `NFkappaB` and `ERK` have the most synonyms, with 13 and 9, respectively; many other less-frequently occurring entities have only a single synonym. Examples of synonyms for `NFkappaB` include “NF-kB”, “NFkappaB”, and “NF-kappaB TFs”; synonyms for `ERK` include “ERK 1/2”, “ERKs”, and “Extracellular Signal Regulated Kinase”.

Curation of gene/protein affixes

References to genes and proteins in the literature are often modified by affixes that describe modifications or other context. For example, “`mmu-AKT1`” and “`pAKT1`” refer to murine and phosphorylated `AKT1`, respectively. A list of 137 case-sensitive affixes was tabulated by alphabetically sorting a list of ~80,000 named entities resulting from event extraction and manually identifying common affix patterns. These affixes were subsequently grouped into six semantic categories (Table 2). The largest category, “experimental context”, contains affixes used to identify the precise variant of a gene used in an experiment; these often refer to protein tags or gene delivery methods. Two of the six categories affect event extraction as well as grounding: “protein state” affixes contain information on modification, location and mutation states, while “inhibition” affixes invert the apparent polarity of an extracted event. For example, a positive regulation event mediated by “`BRAF siRNA`” actually represents a negative regulation by `BRAF` itself. The full list of affixes can be found in the CSV file `gene_prefixes.csv` (Figure 1A).

Resource structure and scope

FamPlex comprises 441 families and complexes that together cover 2,040 specific genes through *isa* and *partof* relations. Most FamPlex entries (315) are at the top level of the hierarchy, having no parent entities; 111 entries are at an intermediate level, having both parent and child entities; 15 entities function as placeholders with no parent or child relations currently specified. This latter category consists pri-

marily of functional categories with many potential protein members, e.g., **GTPase**, 225
Phosphatase, **Protease**, etc. 226

The top-level entries vary in terms of the depth of the hierarchy they subsume 227
with the majority of entries (275 in total, two examples being **RAS** and **RAF**) directly 228
being resolved to a set of specific constituent genes. 37 entries have two subsumed 229
levels (for instance **PLC** which subsumes the subfamilies **PLCD**, **PLCG**, and **PLCB**, which 230
in turn subsume a total of nine constituent genes), and 3 entries (**G_protein**, **HSP90** 231
and **PI3K**) subsume three levels. 232

FamPlex entries vary in terms of the number of children they subsume with an 233
average of 6.0 ± 7.1 children, the large standard deviation indicating the long- 234
tailed nature of the distribution. While the median FamPlex entry has 3 children, 235
several entries have a much larger number, including **RAB** (68 children), **Histone** 236
(60 children) and **Cyclin** (31 children). 237

To characterize the scope and relevance of the different identifiers we quantified 238
the prevalence of each FamPlex entry in PubMed-indexed articles. We conducted 239
PubMed searches for each lexicalization of a given FamPlex entry (using the rel- 240
atively restrictive “text word” search mode of PubMed to avoid partial matches 241
and matches to meta-information) and counted the total number of unique articles 242
found for each FamPlex entry itself and also for each entry and all its children. The 243
total number of PubMed-indexed articles mentioning one or more FamPlex entries 244
(or children) was 4,012,468, or roughly 14% of all PubMed-indexed literature. The 245
mean number of citations per FamPlex entry was $13,091 \pm 26,733$ with a median of 246
3,034, reflecting a distribution skewed toward a small number of highly cited entries. 247
When including the children of each entry, the number of citations per entry was 248
higher, with a mean of $16,136 \pm 29,491$ and a median of 4,929. The most commonly 249
appearing FamPlex entry was **Interferon** with 204,228 associated articles; only 11 250
FamPlex entries had fewer than 100 associated PubMed citations. Thus, FamPlex 251
covers entities that are frequently mentioned in the biomedical literature. 252

Utility and Discussion

Protein families and complexes appear frequently in events extracted from literature and are often incorrectly grounded

To evaluate baseline grounding performance without FamPlex we manually scored a random sample of 300 named entities generated by running REACH on the training corpus. Entities were categorized by type (protein/gene, family/complex, small molecule, biological process, microRNA, and other/unknown) and the database mappings identified by REACH were scored for correctness (Table 3). Where the entity text alone was insufficient to evaluate grounding accuracy, the sentence in which the entity was embedded was examined in the context of the original paper.

We found that references to protein families and complexes were second only to genes and proteins in the frequency of their occurrence in events extracted from text, accounting for 17.7% of all extracted entities (Table 3). Grounding accuracy was substantially lower for families and complexes relative to genes and proteins, with only 15.1% of families and complexes correctly grounded compared to 78.7% for individual proteins (Table 3). The 15% rate of correct grounding for families and complexes reflected accurate matches to identifiers in InterPro or PFAM. Notably, seven of the top ten most frequently occurring *ungrounded* entity texts in the training corpus represented families or complexes (“NF-kappaB”, “ERK1/2”, “mTORC1”, “NFkappaB”, “PDGF”, “IKK”, and “histone H3”; Table 4). Overall, REACH identified a total of 163,428 *unique* named entity strings involved in events, out of which 2,873 were grounded (correctly or incorrectly) to a protein family or complex (1.8%).

Close inspection of errors made by REACH in grounding frequently-occurring families and complexes in the absence of FamPlex revealed the causes of both missing and incorrect groundings. Missing groundings occurred when named entities corresponding to families and complexes had no associated identifiers, indicating a failure to find a match in any database. This was true of the entity “Ras”, as well as the most frequently occurring family-level entity, “NF-kappaB”.

On the other hand, incorrect grounding of family-level entities occurred due to exact (but spurious) matches to obscure synonyms for other genes listed in Uniprot or HGNC. In some cases these genes were unrelated to the family but had synonyms shadowing the family name: for example, “ERK” and “Cyclin” were grounded to

the human genes *EPHB2* (Uniprot P29323) and *PCNA* (Uniprot P12004) due to the presence of these strings as synonyms. Another class of grounding errors involved the matching of a string representing the basename of a human protein family to the single ortholog of the family in different organism. Representative examples include the misgrounding of “AKT” to the *Dictyostelium discoideum* gene *pkbA* and of “JNK” to the *Drosophila melanogaster* gene *bsk*, both of these listing the human gene family name as synonyms.

The most common ungrounded strings (those in the highest percentile by frequency of occurrence) accounted for a surprisingly large proportion of the overall number of ungrounded string occurrences, as shown by the orange curve in Figure 3A. The deviation of this curve from a uniform distribution (shown by the dotted gray line in Figure 3A) arises because the empirical distribution of ungrounded entities is highly skewed, with a small number of very common entities accounting for a large percentage of occurrences. For example, half of all ungrounded string occurrences in the training corpus involved the top 2.4% most frequently occurring strings (2,666 distinct strings). This explains why curation that is focused specifically on frequently occurring misgrounded entities has the potential to substantially improve overall grounding and reading performance.

Use of FamPlex in text mining improves grounding and relationship resolution for protein families and complexes in two event extraction systems

Following the manual curation of FamPlex identifiers and associated synonyms and the integration of FamPlex into REACH and INDRA, we performed a second evaluation on a random sample of 300 named entities drawn from the results of processing the test corpus (Table 3). The frequency of entity types was comparable between the training and test samples, with proteins/genes and families/complexes accounting for roughly three-quarters of all entities. Improvements in grounding were substantial for both classes, with grounding accuracy for families and complexes rising from 15% to 71% (Figure 3B; Table 3). Grounding accuracy for proteins and genes increased from 79% to 90%, an improvement attributable to the curation of synonyms for frequently occurring proteins. With the incorporation of FamPlex, the overall percentage of unique entity strings grounded to protein family or complex

identifiers doubled relative to the training corpus, with REACH grounding 2,080 of 317
57,088 unique entities to a FamPlex, InterPro or PFAM identifier (3.6%). 318

An analysis of the distribution of the remaining ungrounded entities showed 319
that FamPlex addressed a substantial proportion of the most frequently occurring 320
grounding failures (Figure 3A, green curve). As shown in Table 4, the top ten most 321
frequently occurring ungrounded entities in the test set occur at a lower overall 322
frequency and include a functional category (“receptor”) but no specific protein 323
families or complexes. To examine the impact of grounding improvements at the 324
level of extracted events, we calculated the proportion of events consisting either 325
of any or all ungrounded entities, and found that both metrics improved with the 326
use of FamPlex (Figure 3C). These measures, which deal only with event entities 327
that were *ungrounded*, represent an underestimate of the overall improvement in 328
grounding because they do not account for cases in which entities were grounded 329
to the *wrong* identifier in the absence of FamPlex. 330

To characterize whether improvements in grounding were driven by a small sub- 331
set of frequently-occurring entities in FamPlex or were more broadly distributed 332
across families and complexes, we counted the occurrences of mappings to each 333
FamPlex identifier in events extracted from the test corpus. We found that the 15 334
most frequently-referenced FamPlex identifiers accounted for 50% of all FamPlex 335
groundings (blue bars in Figure 3D); the top five are shown in Table 5. At the 336
same time, 363 of the 441 FamPlex identifiers were mapped to text at least once, 337
suggesting that the great majority of identifiers and lexical synonyms in FamPlex 338
are useful for improving grounding (Figure 3D). 339

As a second means to evaluate FamPlex we used the TRIPS/DRUM reading 340
system [27]. Unlike REACH, which uses strict string matching against a set of 341
dictionaries, TRIPS uses soft matching to provide a ranked, scored list of groundings 342
for each named entity. Relevant dictionaries used by TRIPS include PFAM and 343
NextProt for protein families, GO for protein complexes and NCIT for both. 344

We compiled two versions of TRIPS, one in which FamPlex was included as a 345
grounding resource, and one in which it was omitted. Since the throughput of TRIPS 346
is substantially lower than that of REACH, we selected a random sample of 100 347
abstracts from the combined training and test set for reading with and without 348
FamPlex. We then manually curated 500 randomly sampled entities appearing in 349

TRIPS extractions, determining whether each entity represented a protein family 350
or complex, and if so, whether: (i) the *top scoring* grounding match was correct, 351
and (ii) *any* of the grounding matches were correct. In contrast to our evaluation of 352
entity grounding in REACH, in which the curated entities were limited to arguments 353
of events, here we considered *all* entities identified in text by TRIPS as candidate 354
families or complexes for curation. This broader pool of candidate entities included 355
names of cell lines, organisms, biological processes, etc., and therefore also a smaller 356
proportion of molecular entities such as families and complexes. 357

In the case of TRIPS without FamPlex, 36 of 500 entities sampled from the 358
TRIPS output corresponded to families or complexes. Of these, we found that the 359
top scoring grounding was correct for 23 (64%); 29 entities (81%) had at least one 360
correct grounding. The higher baseline accuracy of family/complex grounding in 361
comparison with REACH likely reflects broader coverage of relevant identifiers due 362
to the inclusion of NextProt and NCIT (used by TRIPS but not by REACH) and the 363
more robust but computationally costly soft-matching and ranking procedure used 364
for grounding. While no single resource accounted for the majority of all matches, 365
top-scoring matches were roughly equally distributed between NCIT and NextProt. 366
Moreover, of the 17 entities that were correctly grounded in NCIT, 7 (41%) had no 367
identified child concepts, making it impossible to link these families and complexes 368
to constituent genes. Thus, while TRIPS was more successful than REACH at 369
finding relevant groundings for families and complexes in the absence of FamPlex, 370
the multiplicity of alternative groundings and the unresolved nature of these terms 371
in the ontologies used posed a distinct problem, that of relationship resolution. 372

Incorporating FamPlex into TRIPS improved both the accuracy and consistency 373
of grounding. In a sample of 500 entities extracted by TRIPS using FamPlex, 33 374
corresponded to families and complexes; the top-scoring grounding was correct for 375
26 (79%) of these and a further four (91% overall) had at least one correct ground- 376
ing. While the small sample sizes limit quantitative conclusions about the degree 377
of improvement, we noted that in 18 of 26 (69%) cases in which the top-scoring 378
grounding was correct, it was grounded to a FamPlex identifier, and in 20 of 26 379
(77%) a FamPlex grounding was among the top two matches. This indicates that 380
FamPlex identifiers and lexicalizations have a higher coverage for families and com- 381

plexes encountered in text by TRIPS than other resources used, allowing for more
consistent relationship resolution and integration of information.

FamPlex includes a large majority of families and complexes annotated by human
curators in text

In addition to the evaluations of grounding *precision* described above, we sought
to establish a measure of the *recall* of FamPlex in terms of its coverage of relevant
families and complexes in a manually curated dataset. Evaluations solely against
machine reading output, as described above, do not provide a true recall measure
because the readers extract only a subset of the events and entities from the under-
lying text.

To evaluate recall we used the dataset prepared for the bioentity normaliza-
tion task from Biocreative VI Task 1.1 ([http://www.biocreative.org/tasks/
biocreative-vi/track-1/](http://www.biocreative.org/tasks/biocreative-vi/track-1/)). The dataset, drawn from the EMBO SourceData an-
notation project [29], contains a corpus of entity text strings from figure legends in
published papers, most of which have been annotated with database identifiers by
human curators. Our aim was to evaluate the extent to which FamPlex incorporates
identifiers and lexicalizations for the family and complex-level entities identified in
text by human curators.

Inspection of the Biocreative dataset revealed that curators annotated family-
and complex-level strings in multiple ways: to a single gene, multiple genes, or
simply left ungrounded. We therefore partitioned the annotation data into multiple
subsets for the purposes of evaluation (Table 6). The first of these was the subset
of 19,228 entities grounded to human Uniprot or NCBI gene identifiers, which we
denote Annotation Subset 1 (AS1; 18.7% of the total). Of these, 2,439 entities
(2.4% overall) were grounded to *multiple* human gene or protein identifiers; these
therefore correspond to gene families or protein complexes (denoted AS2). We also
drew from “ungrounded” entities, i.e., annotations labeled “gene” or “protein” but
lacking identifiers. A large majority of these represented experimental elements or
protein tags, e.g. “GFP”, “FLAG”, “GST”, etc. To streamline curation, we filtered
ungrounded entities against the affixes included in FamPlex; a high proportion of
ungrounded entities (8,250 of 14,227, or 58%) had matches in the FamPlex affixes list

in `gene_prefixes.csv`, leaving 5,977 entities for further curation, a subset denoted AS3 (Table 6).

An initial round of scoring focused exclusively on identifying the proportion of the 2,439 entities in AS2 (the subset containing multiple gene/protein groundings) covered by FamPlex; we found that 1,908 (78%) had case-insensitive matches in the FamPlex grounding map. Of the remaining 531 unmatched entities (representing 109 unique strings), manual curation indicated that 51 corresponded to non-coding RNAs and were excluded, leaving 2,388 entities (1,908 + 480) with multiple gene/protein groundings. Of the remaining 480 entities representing proteins, manual curation indicated that 97 had corresponding identifiers in FamPlex. We therefore calculated that FamPlex contained both string matches *and* identifiers for 79.9% of the entity texts in AS2, and identifiers but not string matches for a slightly higher proportion (84%; Table 7).

Because families were not always grounded to multiple gene/protein identifiers by human curators, we performed a second evaluation in which we manually curated a random sample of entities drawn from AS1 + AS3. Of 764 curated entity strings, 109 were found to be synonyms for protein families or complexes (note that, unlike in the evaluation against AS2 above, this assessment was made independently of the annotations contained in the dataset). As in the previous evaluation, these were scored for the presence of string matches and/or corresponding IDs in FamPlex, yielding similar figures of 81.7% and 88.1%, respectively (Table 7). Taken together, these results demonstrate that FamPlex incorporates identifiers and lexical synonyms for a large proportion of the families and complexes relevant to manual biocuration tasks from literature.

FamPlex resolves hierarchical relationships in extracted events

A key feature of FamPlex is that it allows for relationship resolution not only “horizontally” (between different databases) but also “vertically” (between genes, families, complexes, and any intermediate sets involving these elements). Lexical synonyms can be defined at all levels in the FamPlex hierarchy (Figure 2A). The combination of a hierarchical representation with a mapping of entities to text at each level allows information about biological interactions to be correctly organized and cross-referenced.

For example, the FamPlex family PLC, representing the family of phospholipase C enzymes, contains both individual genes (e.g., *PLCE1*) and FamPlex subfamilies (e.g., PLCG, a sub-family consisting of the genes *PLCG1* and *PLCG2*) as members (Figure 4A). In results from the test corpus we found descriptions of meaningful biochemical mechanisms associated with all three levels of this hierarchy—family, subfamily, and genes (Figure 4A). Moreover, relevant events were extracted for 12 of the 15 entities in the phospholipase C entity hierarchy, demonstrating the diversity of available mechanistic information and the importance of relationship resolution.

To characterize the relevance of multi-level relationship resolution more broadly, we counted the number of times a named entity identified by REACH in the test corpus was mapped to a FamPlex identifier at three or more hierarchical levels: the gene level (lowest), the top-level family or complex (highest), and any intermediate level. Distributions of groundings for five FamPlex entries with three or more entity levels are shown in Figure 4B. Overall, we found that 33 top-level FamPlex entries (i.e. ones that are not subsumed through an *isa* or *partof* relation by another FamPlex entry) were associated with groundings at three or more distinct levels, and 242 top-level FamPlex entries had groundings at two levels (i.e. grounding to the FamPlex entry itself and its constituent genes), showing that gene functions are commonly discussed across multiple levels of specificity.

We also found that the identifier level used most frequently for grounding differed among protein families and complexes, limiting generalizations about the relative priority of gene- vs. family-level grounding for event extraction. For example, for AMPK, the majority of references in the literature were to the top-level AMPK complex, with a relatively small fraction of references to constituent genes or intermediates. On the other hand, most mappings to the family representing Phospholipase C (PLC in FamPlex) were to constituent genes such as *PLCG1*, *PLCD1*, etc. Finally, for the family of Activins (hetero- and homo-dimers of the transforming growth factor beta family, *Activin* in FamPlex), most references were to specific dimer subtypes—Activin A, Activin AB and Activin B—which are found at an intermediate level in the FamPlex hierarchy.

Comparison of FamPlex with other resources 475

FamPlex bears similarities to three types of existing resources. The first of these are 476
large, systematic assemblies of protein families derived from sequence and domain 477
analysis; this set includes PFAM, InterPro, and Homologene. As a curated resource, 478
FamPlex is less comprehensive, since it includes only human genes and focuses pri- 479
marily on gene families and lexicalizations that are described in existing literature. 480
However, FamPlex includes complexes as well as families, based on the observation 481
that these high-level groupings of proteins are often interwoven in discussions of 482
gene function (e.g., “AMPK” and “AMPK-alpha”; Figure 2A). FamPlex also pro- 483
vides lexical synonyms for families and complexes, a feature generally absent from 484
large protein family databases. 485

A second class of comparable resources are the taxonomies of protein families 486
and complexes defined as part of biocuration projects or tools; examples include 487
Reactome, SIGNOR, and OpenBEL. These taxonomies are designed to meet the 488
need of biocurators to specify mechanistic interactions at the family or complex 489
level. Of these resources, we found the families and complexes defined by OpenBEL 490
to be the most systematic and reusable, and we therefore drew heavily on OpenBEL 491
in the construction of FamPlex. FamPlex differs from the families and complexes 492
defined in resources such as Reactome, SIGNOR and OpenBEL in three important 493
ways: (i) it includes an extensive set of lexicalizations to assist in grounding, (ii) it 494
enumerates equivalent family/complex identifiers *between* many of these resources, 495
allowing for mechanistic information to be integrated at the family/complex level, 496
and (iii) it allows for a *multi-level* entity hierarchy corresponding to the terms and 497
concepts used in the literature. 498

The third category of related resources are biomedical ontologies such as GO 499
and terminology resources such as NCIT and MeSH. While these resources are the 500
most broadly extensive and often contain synonyms for concepts, they have uneven 501
coverage of protein families and complexes specifically. In addition (as described in 502
our evaluation of grounding to NCIT in the TRIPS reading system) many identifiers 503
representing protein families and complexes do not incorporate child concepts at 504
the gene level, limiting their value for relationship resolution. 505

Thus, while FamPlex draws on and provides cross-references to all three classes 506
of resources described above, it differs from all of them in providing a consistent, 507

multi-level taxonomy of human protein families and complexes that is suitable for 508
grounding and relationship resolution in text mining and biocuration. 509

Limitations 510

The relatively high recall achieved by FamPlex on the Biocreative entity normal- 511
ization dataset suggests that it provides substantial coverage of relevant protein 512
families, complexes and their lexical synonyms. However, it is not exhaustive. Fur- 513
ther empirically-guided curation of the identifiers and grounding map is likely to 514
improve grounding precision and recall still further, and with additional work map- 515
pings to other ontologies can be made more comprehensive. 516

FamPlex does not directly address the problem of *ambiguity*, selecting among 517
multiple alternative groundings for the same entity. For example, “MEK” can refer 518
to the family of MAPK/ERK Kinases or to the solvent methyl ethyl ketone. Resolv- 519
ing such ambiguities requires an examination of the named entity in the broader 520
context of the sentence or article [30]. However, the use of FamPlex does increase 521
the likelihood that relevant groundings to protein families will not be missed, and 522
can therefore be considered alongside alternative groundings during an ambiguity 523
resolution procedure. 524

Accessibility and Extensibility 525

We chose CSV files as the primary format for FamPlex to maximize accessibility 526
and extensibility. CSV files can be opened and edited in any spreadsheet program or 527
text editor, allowing biologists with no background in literature mining to assist in 528
the curation of the grounding map or create mappings to other resources. Because 529
the files are hosted on GitHub, other users can easily fork and make use-case specific 530
extensions or other contributions that can be merged back into the main repository. 531

In addition to the CSV files, FamPlex includes an Open Biomedical Ontologies 532
(OBO) [31] export feature to facilitate integration into OBO-based workflows. Fam- 533
Plex relations and mappings have been integrated into the TRIPS/DRUM reading 534
system [27] via OBO-exported content. 535

Conclusions 536

In this paper we describe the challenge posed by protein families and multi-protein 537
complexes for machine reading of the biomedical literature. We introduce Fam- 538

Plex, a new lexical and ontological resource that addresses these challenges and improves grounding and relationship resolution in two different reading systems [21, 27]. FamPlex fills a gap in existing bioinformatics resources, linking information about families and complexes in protein and pathway databases to a set of lexical synonyms that occur with high frequency in the scientific literature. Empirical evaluation shows that the hierarchical organization of FamPlex enables the integration of mechanistic information about gene families, complexes, and their individual subunits. This is important because information about biochemical mechanisms is often reported in terms of classes of entities whereas large-scale profiling experiments yield data about individual genes and proteins. FamPlex therefore supports the broader goal of making text mining a key contributor to the process of obtaining biological insight from high throughput -omic data by drawing on relevant mechanistic knowledge. We speculate that similar resources for resolving hierarchical relationships among entities could be useful in other domains of machine reading and natural language processing.

Declarations

Ethics approval and consent to participate.

Not applicable.

Consent for publication.

Not applicable.

Availability of data and material

The datasets generated and analyzed during the current study, as well as the source code used to generate results is available in the repository https://github.com/sorgerlab/famplex_paper. FamPlex is available at <https://github.com/sorgerlab/famplex> under the Creative Commons CC0 license.

Competing interests

The authors declare that they have no competing interests.

Funding

This work has been supported by DARPA grants W911NF-14-1-0397 and W911NF-15-1-0544.

Authors' contributions

JAB and BMG conceived and implemented the resource. JAB, BMG and PKS wrote the paper.

Acknowledgements

The authors would like to thank Tom Hicks, Mihai Surdeanu and Lucian Galescu for useful discussions and assistance with REACH and TRIPS, and Petar Todorov, Bobby Sheehan, Lily Chylek, Jeremy Muhlich and Isabel Latorre for their contributions to entity curation.

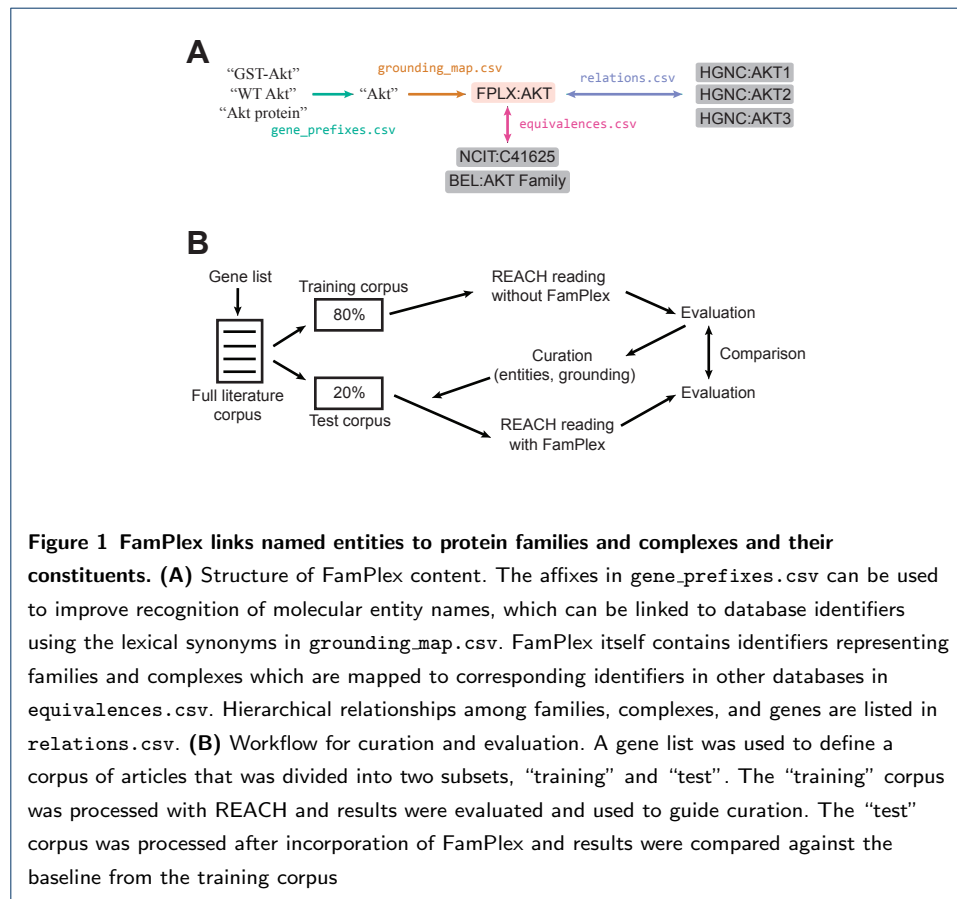
Abbreviations	573
API, Application Programming Interface; CSV, Comma-Separated Variable; DRUM, Deep Reader for Understanding Mechanisms; HGNC, HUGO Gene Nomenclature Committee; HMDB, Human Metabolome Database; INDRA, Integrated Network and Dynamical Reasoning Assembler; MeSH, Medical Subject Headings; NCBO, National Center for Biomedical Ontology; NCIT, National Cancer Institute Thesaurus; NER, Named Entity Recognition; OBO, Open Biological and Biomedical Ontology; REACH, Reading and Assembling Contextual and Holistic Mechanisms; SIGNOR, Signaling Network Open Resource; TRIPS, The Rochester Interactive Planning System.	574 575 576 577 578 579
Author details	580
¹ Laboratory of Systems Pharmacology, Harvard Medical School, 200 Longwood Ave, 02115 Boston, MA, USA. ² , , , .	581 582
References	583
1. Babur, O., Gönen, M., Aksoy, B.A., Schultz, N., Ciriello, G., Sander, C., Demir, E.: Systematic identification of cancer driving signaling pathways based on mutual exclusivity of genomic alterations. <i>Genome Biology</i> 16 , 45 (2015). doi: 10.1186/s13059-015-0612-6	584 585 586
2. García-Campos, M.A., Espinal-Enríquez, J., Hernández-Lemus, E.: Pathway Analysis: State of the Art. <i>Frontiers in Physiology</i> 6 , 383 (2015). doi: 10.3389/fphys.2015.00383	587 588
3. Korkut, A., Wang, W., Demir, E., Aksoy, B.A., Jing, X., Molinelli, E.J., Babur, O., Bemis, D.L., Sumer, S.O., Solit, D.B., <i>et al.</i> : Perturbation biology nominates upstream–downstream drug combinations in RAF inhibitor resistant melanoma cells. <i>Elife</i> 4 , 04640 (2015)	589 590 591
4. Campbell, J., Ryan, C.J., Brough, R., Bajrami, I., Pemberton, H.N., Chong, I.Y., Costa-Cabral, S., Frankum, J., Gulati, A., Holme, H., Miller, R., Postel-Vinay, S., Rafiq, R., Wei, W., Williamson, C.T., Quigley, D.A., Tym, J., Al-Lazikani, B., Fenton, T., Natrajan, R., Strauss, S.J., Ashworth, A., Lord, C.J.: Large-Scale Profiling of Kinase Dependencies in Cancer Cell Lines. <i>Cell Reports</i> 14 (10), 2490–2501 (2016). doi: 10.1016/j.celrep.2016.02.023 . Accessed 2017-10-08	592 593 594 595 596
5. Demir, E., Cary, M.P., Paley, S., Fukuda, K., Lemer, C., Vastrik, I., Wu, G., D'Eustachio, P., Schaefer, C., Luciano, J., Schacherer, F., Martinez-Flores, I., Hu, Z., Jimenez-Jacinto, V., Joshi-Tope, G., Kandasamy, K., Lopez-Fuentes, A.C., Mi, H., Pichler, E., Rodchenkov, I., Splendiani, A., Tkachev, S., Zucker, J., Gopinath, G., Rajasimha, H., Ramakrishnan, R., Shah, I., Syed, M., Anwar, N., Babur, O., Blinov, M., Brauner, E., Corwin, D., Donaldson, S., Gibbons, F., Goldberg, R., Hornbeck, P., Luna, A., Murray-Rust, P., Neumann, E., Ruebenacker, O., Samwald, M., van Iersel, M., Wimalaratne, S., Allen, K., Braun, B., Whirl-Carrillo, M., Cheung, K.-H., Dahlquist, K., Finney, A., Gillespie, M., Glass, E., Gong, L., Haw, R., Honig, M., Hubaut, O., Kane, D., Krupa, S., Kutmon, M., Leonard, J., Marks, D., Merberg, D., Petri, V., Pico, A., Ravenscroft, D., Ren, L., Shah, N., Sunshine, M., Tang, R., Whaley, R., Letovksy, S., Buetow, K.H., Rzhetsky, A., Schachter, V., Sobral, B.S., Dogrusoz, U., McWeeney, S., Aladjem, M., Birney, E., Collado-Vides, J., Goto, S., Hucka, M., Le Novère, N., Maltsev, N., Pandey, A., Thomas, P., Wingender, E., Karp, P.D., Sander, C., Bader, G.D.: The BioPAX community standard for pathway data sharing. <i>Nature Biotechnology</i> 28 (9), 935–942 (2010). doi: 10.1038/nbt.1666 . Accessed 2017-10-05	597 598 599 600 601 602 603 604 605 606 607 608 609
6. Cerami, E.G., Gross, B.E., Demir, E., Rodchenkov, I., Babur, O., Anwar, N., Schultz, N., Bader, G.D., Sander, C.: Pathway Commons, a web resource for biological pathway data. <i>Nucleic Acids Research</i> 39 (Database issue), 685–690 (2011). doi: 10.1093/nar/gkq1039	610 611 612
7. Ananiadou, S., Thompson, P., Nawaz, R., McNaught, J., Kell, D.B.: Event-based text mining for biology and functional genomics. <i>Briefings in Functional Genomics</i> 14 (3), 213–230 (2015). doi: 10.1093/bfpg/elu015	613 614
8. Morgan, A.A., Lu, Z., Wang, X., Cohen, A.M., Fluck, J., Ruch, P., Divoli, A., Fundel, K., Leaman, R., Hakenberg, J., <i>et al.</i> : Overview of biocreative ii gene normalization. <i>Genome biology</i> 9 (2), 3 (2008)	615 616
9. Pyysalo, S., Ohta, T., Kim, J.-D., Tsujii, J.: Static relations: A piece in the biomedical information extraction puzzle. In: <i>Proceedings of the Workshop on Current Trends in Biomedical Natural Language Processing. BioNLP '09</i> , pp. 1–9. Association for Computational Linguistics, Stroudsburg, PA, USA (2009). http://dl.acm.org/citation.cfm?id=1572364.1572366	617 618 619 620
10. Van Landeghem, S., Ginter, F., Van de Peer, Y., Salakoski, T.: Evex: a pubmed-scale resource for homology-based generalization of text mining predictions. In: <i>Proceedings of BioNLP 2011 Workshop</i> , pp.	621 622

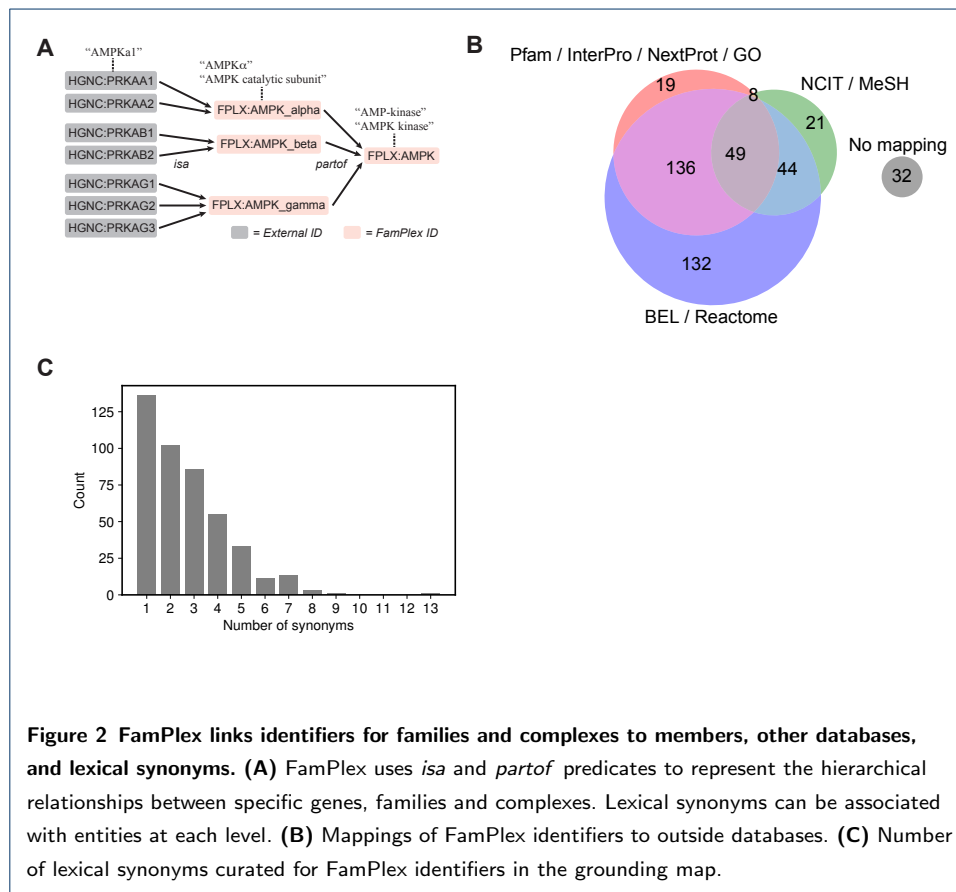
- 28–37 (2011). Association for Computational Linguistics 623
11. Björne, J., Salakoski, T.: Tees 2.1: Automated annotation scheme learning in the bionlp 2013 shared task. In: Proceedings of the BioNLP Shared Task 2013 Workshop, pp. 16–25 (2013) 624
12. Blaschke, C., Hirschman, L., Valencia, A.: Information extraction in molecular biology. Briefings in Bioinformatics 3(2), 154–165 (2002) 625
13. Tsuruoka, Y., McNaught, J., Ananiadou, S.: Normalizing biomedical terms by minimizing ambiguity and variability. In: BMC Bioinformatics, vol. 9, p. 2 (2008). BioMed Central 626
14. Schuemie, M.J., Mons, B., Weeber, M., Kors, J.A.: Evaluation of techniques for increasing recall in a dictionary approach to gene and protein name identification. Journal of Biomedical Informatics 40(3), 316–324 (2007) 627
15. Wei, C.-H., Kao, H.-Y., Lu, Z.: Gnormplus: an integrative approach for tagging genes, gene families, and protein domains. BioMed research international 2015 (2015) 628
16. Leaman, R., Lu, Z.: Taggerone: joint named entity recognition and normalization with semi-markov models. Bioinformatics 32(18), 2839–2846 (2016) 629
17. Liu, H., Christiansen, T., Baumgartner, W.A., Verspoor, K.: Biolemmatizer: a lemmatization tool for morphological processing of biomedical text. Journal of biomedical semantics 3(1), 3 (2012) 630
18. Van Landeghem, S., Björne, J., Wei, C.-H., Hakala, K., Pyysalo, S., Ananiadou, S., Kao, H.-Y., Lu, Z., Salakoski, T., Van de Peer, Y., *et al.*: Large-scale event extraction from literature with multi-level gene normalization. PloS one 8(4), 55814 (2013) 631
19. Whetzel, P.L., Noy, N.F., Shah, N.H., Alexander, P.R., Nyulas, C., Tudorache, T., Musen, M.A.: BioPortal: enhanced functionality via new Web services from the National Center for Biomedical Ontology to access and use ontologies in software applications. Nucleic acids research 39(Web Server issue), 541–545 (2011) 632
20. Valenzuela-Escárcega, M.A., Hahn-Powell, G., Hicks, T., Surdeanu, M.: A domain-independent rule-based framework for event extraction. In: ACL-IJCNLP 2015 - 53rd Annual Meeting of the Association for Computational Linguistics and the 7th International Joint Conference on Natural Language Processing, Proceedings of System Demonstrations, pp. 127–132. Association for Computational Linguistics (ACL), Beijing, China (2015) 633
21. Valenzuela-Escarcega, M.A., Babur, O., Hahn-Powell, G., Bell, D., Hicks, T., Noriega-Atala, E., Wang, X., Surdeanu, M., Demir, E., Morrison, C.T.: Large-scale automated reading with Reach discovers new cancer driving mechanisms. In: Proceedings of the Sixth BioCreative Challenge Evaluation Workshop, pp. 201–203 (2017). <http://clulab.cs.arizona.edu/papers/biocreative6.pdf> 634
22. Fabregat, A., Sidiropoulos, K., Garapati, P., Gillespie, M., Hausmann, K., Haw, R., Jassal, B., Jupe, S., Korninger, F., McKay, S., Matthews, L., May, B., Milacic, M., Rothfels, K., Shamovsky, V., Webber, M., Weiser, J., Williams, M., Wu, G., Stein, L., Hermjakob, H., D'Eustachio, P.: The Reactome pathway Knowledgebase. Nucleic Acids Research 44(D1), 481–487 (2016). doi:10.1093/nar/gkv1351 635
23. The OpenBEL Consortium: OpenBEL Framework Resources (2017). <https://github.com/OpenBEL/openbel-framework-resources> Accessed 2017-10-01 636
24. Maglott, D., Ostell, J., Pruitt, K.D., Tatusova, T.: Entrez Gene: gene-centered information at NCBI. Nucleic Acids Research 33(Database Issue), 54–58 (2005). doi:10.1093/nar/gki031. Accessed 2017-10-05 637
25. Manning, C.D., Surdeanu, M., Bauer, J., Finkel, J.R., Bethard, S., McClosky, D.: The stanford corenlp natural language processing toolkit. In: ACL (System Demonstrations), pp. 55–60 (2014) 638
26. Gyori, B.M., Bachman, J.A., Subramanian, K., Muhlich, J.L., Galescu, L., Sorger, P.K.: From word models to executable models of signaling networks using automated assembly. bioRxiv, 119834 (2017). doi:10.1101/119834. Accessed 2017-10-05 639
27. Allen, J., de Beaumont, W., Galescu, L., Teng, C.M.: Complex Event Extraction using DRUM. ACL-IJCNLP 2015, 1 (2015) 640
28. Navarro, G.: A Guided Tour to Approximate String Matching. ACM Comput. Surv. 33(1), 31–88 (2001). doi:10.1145/375360.375365. Accessed 2017-10-05 641
29. Liechti, R., George, N., Götz, L., El-Gebali, S., Chasapi, A., Crespo, I., Xenarios, I., Lemberger, T.: Sourcedata: a semantic platform for curating and searching figures. Nature methods 14(11), 1021 (2017) 642
30. Okazaki, N., Ananiadou, S.: Building an abbreviation dictionary using a term recognition approach. Bioinformatics 22(24), 3089–3095 (2006) 643

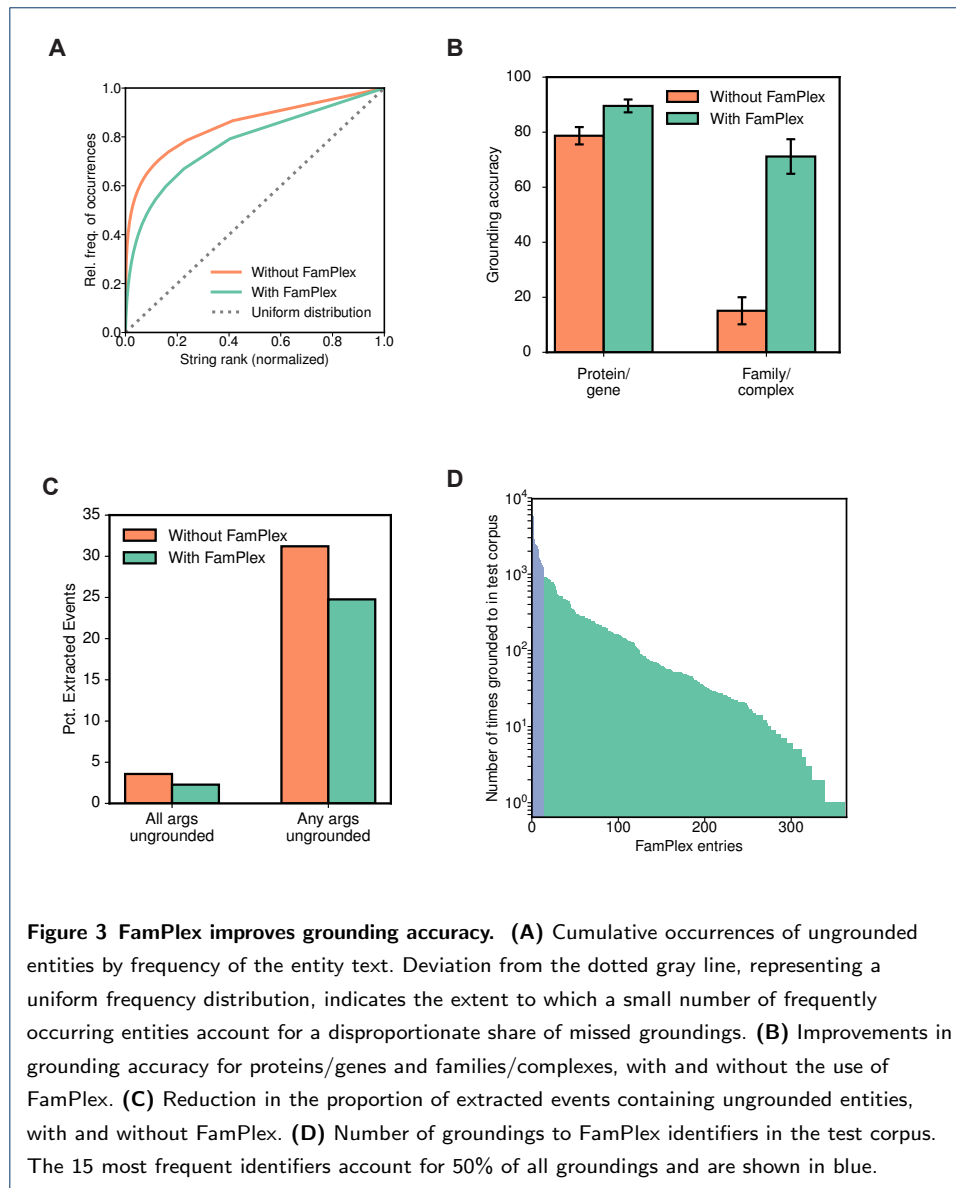
31. Smith, B., Ashburner, M., Rosse, C., Bard, J., Bug, W., Ceusters, W., Goldberg, L.J., Eilbeck, K., Ireland, A., 674
Mungall, C.J., Leontis, N., Rocca-Serra, P., Ruttenberg, A., Sansone, S.-A., Scheuermann, R.H., Shah, N., 675
Whetzel, P.L., Lewis, S.: The OBO Foundry: coordinated evolution of ontologies to support biomedical data 676
integration. *Nature biotechnology* 25(11), 1251 (2007). doi:[10.1038/nbt1346](https://doi.org/10.1038/nbt1346). Accessed 2017-10-05 677

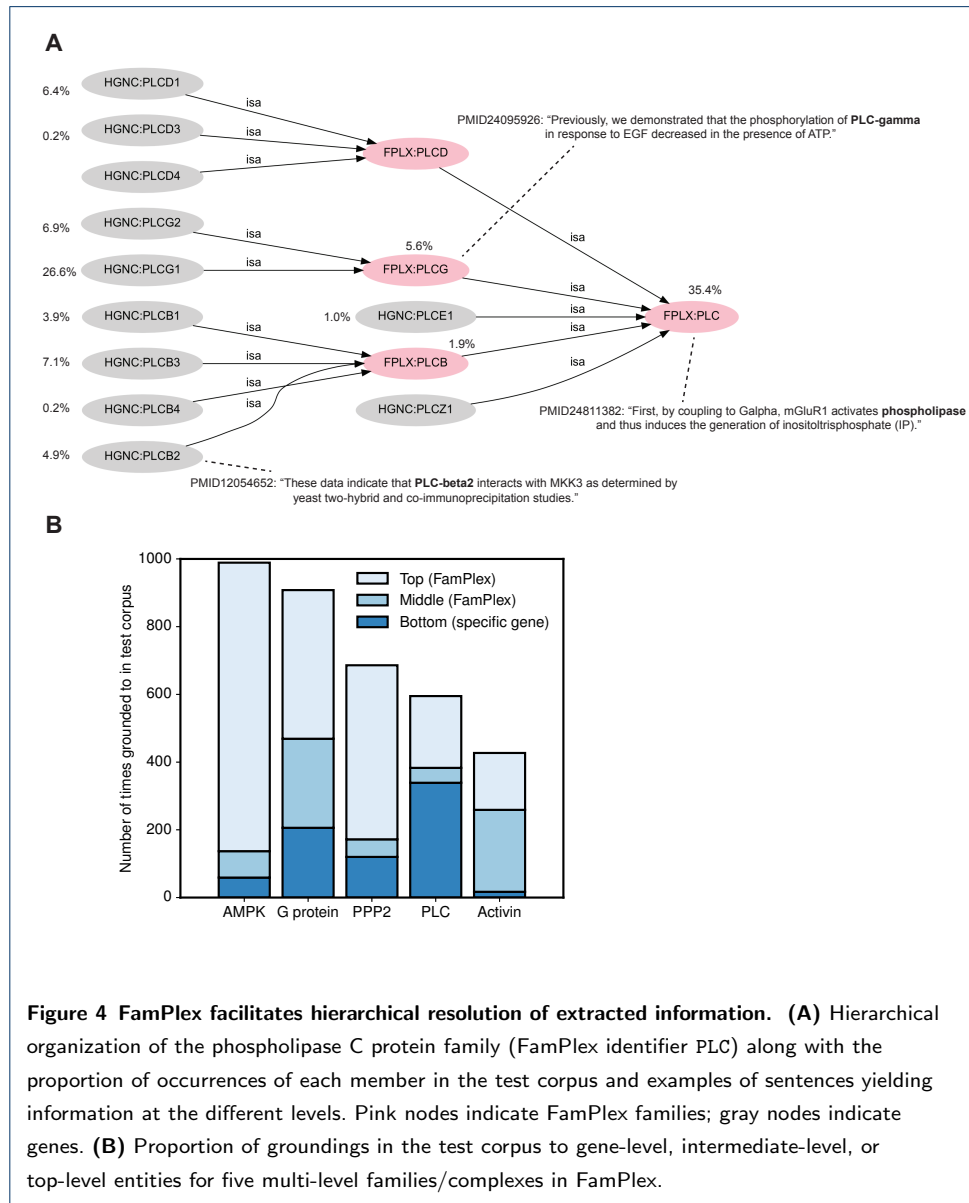
Figures

678









Tables

679

Table 1 Composition of article corpus by source.

Text Source Type	Number	%
MEDLINE Abstract	187,176	69.5
Elsevier XML	35,327	13.1
Pubmed Central Open Access Subset XML	32,113	11.9
Pubmed Central Author Manuscript XML	13,777	5.1
No content retrieved	267	0.1
Pubmed Central Open Access Subset text file	52	0.02
Total	269,489	100

Table 2 Gene/protein affix types.

Category	# of affixes	Example
Experimental context	63	eGFP- <i>{Gene name}</i>
Protein state	30	phospho- <i>{Gene name}</i>
Inhibition	22	shRNA- <i>{Gene name}</i>
Generic descriptor	12	proto-oncogene <i>{Gene name}</i>
Species	9	mmu- <i>{Gene name}</i>
mRNA grounding	1	<i>{Gene name}</i> mRNA

Table 3 Entity frequency and grounding accuracy for 300 entities, with and without FamPlex.

Standard error was calculated using the formula $\sqrt{(k/n)(1-k/n)/n}$ where k is the number of samples in the given category and n is the total number of samples.

	No FamPlex				With FamPlex			
	#	Entity %	# Corr.	% Corr.	#	Entity %	# Corr.	% Corr.
Protein/gene	169	56.3	133	78.7 ± 3.1	172	57.3	154	89.5 ± 2.3
Family/complex	53	17.7	8	15.1 ± 4.9	52	17.3	37	71.2 ± 6.3
Small molecule	33	11.0	18	54.5 ± 8.7	26	8.7	14	53.8 ± 9.8
Biological process	28	9.3	24	85.7 ± 6.6	28	9.3	28	100.0 ± 0.0
Other/unknown	16	5.3	0	0.0 ± 0.0	21	7.0	0	0.0 ± 0.0
microRNA	1	0.3	0	0.0 ± 0.0	1	0.3	0	0.0 ± 0.0

Table 4 Top 10 most frequently occurring ungrounded entity texts with and without FamPlex in the training and test corpora, respectively.

Rank	No FamPlex			With FamPlex		
	Entity Text	Count	% of Total	Entity Text	Count	% of Total
1	NF-kappaB	18,381	3.78	PKCzeta	222	0.24
2	ERK1/2	6,137	1.26	RANTES	176	0.19
3	mTORC1	2,753	0.57	DC	169	0.18
4	NFkappaB	2,425	0.50	LDL	168	0.18
5	c-Jun	2,369	0.49	IgE	152	0.17
6	antigen	1,724	0.35	SDF-1-alpha	141	0.15
7	PDGF	1,626	0.33	receptor	128	0.14
8	IKK	1,542	0.32	beta1 integrin	127	0.14
9	c-Src	1,362	0.28	p38alpha	126	0.14
10	histone H3	1,347	0.28	CD4+	124	0.14

Table 5 FamPlex entries most frequently grounded to in test corpus, with the absolute number of times grounded to in the test corpus and the percentage normalized to all FamPlex groundings.

	#	% FamPlex
ERK	6,301	7.6
AKT	5,839	7.1
NFkappaB	5,768	7.0
TGFB	2,877	3.5
PI3K	2,486	3.0

Table 6 Subsets of the Biocreative VI entity normalization dataset relevant to the FamPlex evaluation. Entities evaluated against FamPlex were drawn from the categories highlighted in bold.

Annotation Category	#	% of total
All annotations	102,717	100.0
Grounded to gene/protein	44,576	43.4
Grounded to human gene/protein (AS1)	19,228	18.7
Grounded to multiple human genes/proteins (AS2)	2,439	2.4
Ungrounded gene/protein	14,227	13.9
Ungrounded gene/protein matching FamPlex affix	8,250	8.0
Ungrounded gene/protein not matching FamPlex affix (AS3)	5,977	5.8

Table 7 Extent of FamPlex family/complex coverage evaluated against subsets of the Biocreative VI entity normalization dataset.

Annotations Scored	String Matches	Corresponding IDs
Multiple gene/protein groundings (AS2)	1908 / 2388 (79.9%)	2005 / 2388 (84.0%)
Families curated from random sample of AS1 + AS3	89 / 109 (81.7%)	96 / 109 (88.1%)