

ZAF – An Open Source Fully Automated Feeder for Aquatic Facilities

Merlin Lange^{1*}, AhmetCan Solak¹, Shruthi Vijay Kumar¹, Hirofumi Kobayashi¹, Bin Yang¹ & Loic A. Royer^{1*}

¹Chan Zuckerberg Biohub, San Francisco, USA

In the past few decades, aquatic animals have become popular model organisms in biology, spurring a growing need for establishing aquatic facilities. Zebrafish are widely studied and relatively easy to culture using commercial systems. However, a challenging aspect of maintaining aquatic facilities is animal feeding, which is both time- and resource-consuming. We have developed an open-source fully automatic daily feeding system, Zebrafish Automatic Feeder (ZAF). ZAF is reliable, provides a standardized amount of food to every tank, is cost-efficient, easy to build, and has a user-friendly interface. The advanced version, ZAF+, allows for the precise control of food distribution as a function of fish density per tank. Both ZAF and ZAF+ are adaptable to any laboratory environment and can help facilitate the implementation of aquatic colonies. Here we provide all blueprints and instructions for building the mechanics, electronics, fluidics, as well as to setup the control software and its user-friendly graphical interface. Importantly, the design is modular and can be scaled to meet different user needs. Furthermore, our results show that ZAF and ZAF+ do not adversely affect zebrafish culture, enabling fully automatic feeding for any aquatic facility.

Keywords: Animal Robot, Open Access, Lab Automation, Zebrafish.

1 Introduction

The zebrafish (*Danio rerio*) is a well-established animal model in biology, with increasing use in different fields^{1,2}, including developmental biology³, neuroscience⁴ and genetics⁵. Among their advantages, zebrafish are vertebrates and have excellent optical properties as well as accessible genetics. Another essential feature of zebrafish is their low maintenance and husbandry cost⁶. The development of commercial systems for zebrafish culture has helped advance zebrafish research⁷. However, implementing a zebrafish facility remains a challenge for many small to medium sized laboratories due to cost and infrastructure issues. The most important aspect of zebrafish husbandry is the feeding, usually done manually at least two times a day by dedicated staff, using dry or living food like *Artemia nauplii*⁸. Overall, manual feeding is not sufficiently accurate and can be time and resource prohibitive for labs without dedicated staff⁹. Very few technologies have been developed to automate zebrafish feeding and husbandry to help offset the challenges associated with implementing an aquatic facility. Some vendors propose fully automated solutions, but these are typically expensive, proprietary, incompatible

with other systems, and require manual food filling before each feeding session. Other groups have recently published semi-automatic solutions that require human supervision^{9,10}. However, there is no open access and fully automated solution currently available. Ideally, all blueprints and instructions for building a flexible and scalable fully automated feeding system should be available to the zebrafish community. Importantly, such a design should be optimised for simplicity to facilitate adoption, avoiding complex 3D printing, mechanical assembly, or complex circuit board manufacturing. It should be easily assembled from inexpensive and commercially available parts, making it maximally accessible for non-experts. Here we present ZAF (Zebrafish Automated Feeding) which satisfies all these requirements for automatic feeding of zebrafish as well as for any similar aquatic model organism.

2 Results

Automating aquatic husbandry. Establishing and maintaining an aquatic colony in research labs is not trivial. The colony requires a dedicated room with specific characteristics (e.g. temperature, water source, drain access, etc.) and regular monitoring by committed staff. To facilitate access to zebrafish research, and to reduce the amount of work needed to rear these animals, we developed a small semi-automated aquatic facility system that can be built within a regular wet lab. The only requirement being access to a sink and deionized water. To construct our facility, we used a stand-alone zebrafish rack, commercially available from different suppliers, that requires only minimum maintenance because these systems typically monitor water quality and automatically adjust water pH and conductivity. We then enclosed this system inside of a large indoor tent (Supp. Fig. 1), and equipped this tent with a smart heating system to control the temperature, a carbon purifier to regulate humidity and odors, cameras for remote monitoring, and water sensor ropes to detect leaks. Once this basic life-support is provided the only missing feature to attain full automation is automatic feeding which is important to reduce staff workload and standardize feeding. We introduce two affordable and easy to build automatic feeding systems: ZAF and ZAF+. All blueprints and instructions are provided (see Supp. Information), and the latest version of this material can be found in the accompanying wiki (github.com/royerlab/ZAF/wiki). We also provide the open-source python-based software and stand-alone user interface (GUI) to run and control both automatic feeding systems.

ZAF basic workflow. ZAF's design relies on mixing water with dry zebrafish food and then distributing this mix to all fish

* Correspondence: merlin.lange@cziobiohub.org, loic.royer@cziobiohub.org

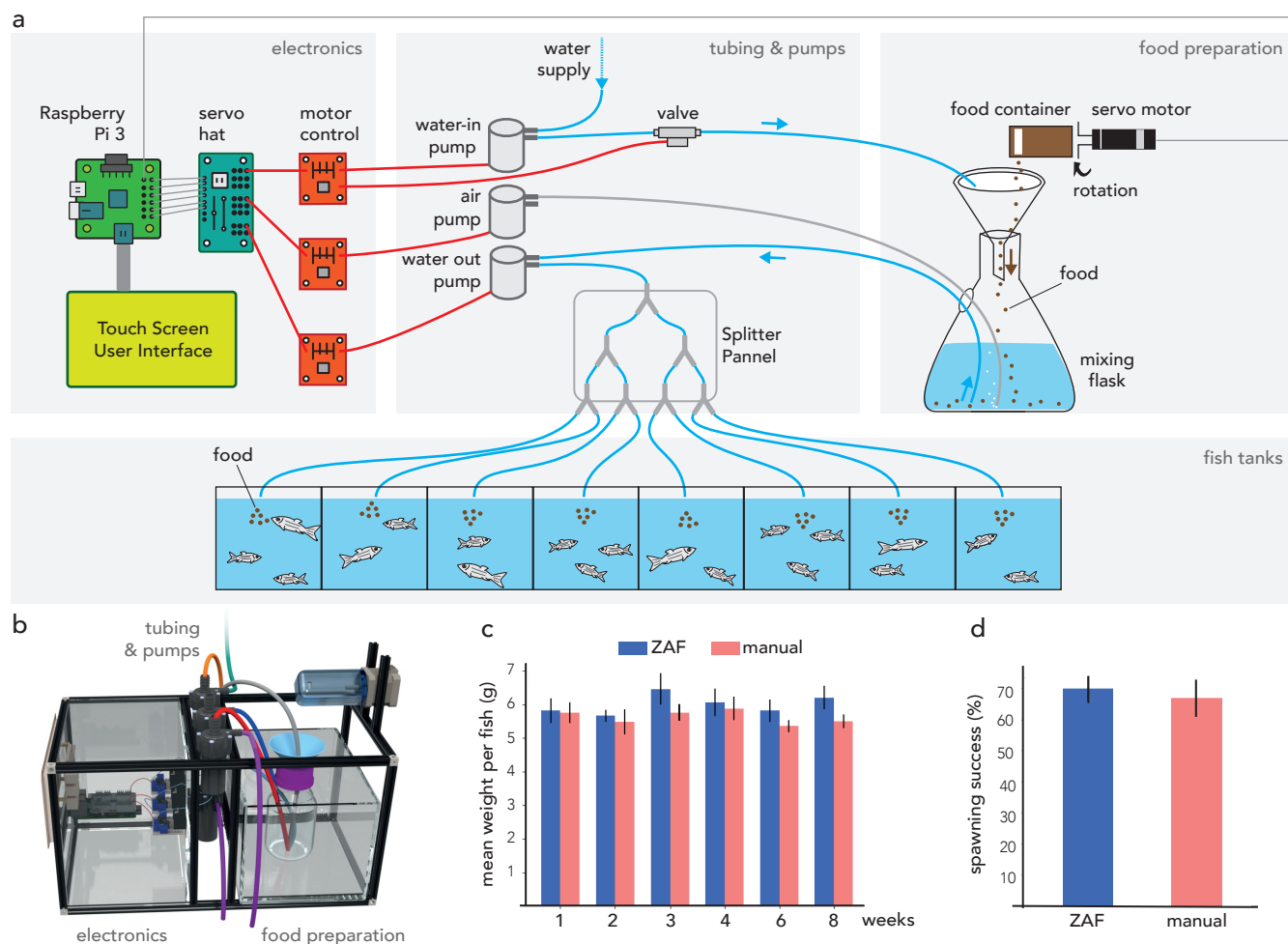


Figure 1: ZAF as a simple solution for aquatic facility feeding. **(a)** Schematic representation of ZAF's three main modules with their key components. Basic electronic wiring is also shown. ZAF is designed to distribute the same food quantity to all (fish) tanks **(b)** 3D visualization of the different ZAF modules: electronics, tubing, pumps, and food preparation. **(c)** Variation of the fish mean weight over 8 weeks during ZAF feeding ($n=7$) versus manually-fed fish ($n=6$). **(d)** Spawning success for ZAF fed fish versus a manually-fed fish (spawning evaluated at weeks 2 and week 6).

tanks. The basic operating principle of ZAF is simple: a servo motor rotates a food canister to dispense food into a container directly filled with water. This food-water mixture is then distributed to the tanks using pumps and a manifold tubing system. ZAF consists of three main modules: (i) electronics, (ii) tubing and pumps, and (iii) food preparation (Fig. 1a). The electronics module is comprised of a credit card-sized computer (Raspberry Pi 3 B+) augmented with an extension board ('servo hat') that sends signals to various motor controllers to trigger pumping and valve opening (see Supp. Information on ZAF hardware). The Raspberry Pi 3 B+ is connected to a touch screen with a graphical user interface (Box. 2), allowing the user to adjust settings such as the amount and timing of food delivery. Several feeding programs can be added, modified and deleted. The amount of food delivered is constant across all tanks and can be modified by adjusting the food container opening as well as the degree of servo rotation. The tubing and pumps module is the central element in the food

distribution system. The pumps mix food and water and distribute the mixture to the tanks. In ZAF, an air pump is used to stir and mix the food and water (Fig. 1a). A splitter panel directs the liquid flow through the tubes leading to the individual tanks. A valve was added downstream of the water-in pump to prevent overflow or water leak in the device. Finally, for the food preparation module, we repurposed a commercially available aquatic food container and attached it to a servomotor for precise rotation control. For the mixing flask we used a simple 200ml plastic lab flask equipped with a funnel. To prevent water leaks, the food preparation container is placed in a water containment box. Additionally, we added a water sensor connected to a safety pump that, when activated, will remove any spilled water from this containment box. Once all parts have been delivered, building ZAF in a few hours is feasible by following the instructions on our publicly available wiki. Both ZAF systems are highly modular and scalable: the number of tanks can be easily increased to meet the needs

of larger aquatic facilities. For example, the system described in Fig 1a is designed for 8 tanks but can be scaled up by adding extra pumps and by extending the splitter panels.

ZAF structure and performance. The three modules that constitute ZAF are housed in a metal frame built with the versatile Makerbeam prototyping system. We provide detailed instructions for the hardware construction in our wiki (see also Supp. Information). The size of the automatic feeder can be adjusted from the baseline, which has a width of 15 inches, depth of 9 inches, and height of 9 inches (Fig. 1b). Our prototype for the automatic feeding was sized for 16 zebrafish tanks. Distribution of complete nutrition dry food (Gemma-300 - Skretting Zebrafish) was calibrated according to the amounts recommended by the manufacturer. It was important to evaluate the impact of ZAF feeding versus manual feeding on fish health and fecundity. For this, we measured the weight of adult fish fed with the two techniques over 8 weeks and found no statistical difference (Fig. 1c). Additionally, we found no excess mortality over the 8 week period for fish fed with the automatic device (zero fish died out of 92) versus manual feeding (1 fish died out of 33). During the same period we evaluated the fecundity of the fish and observed no difference between the two populations. Additionally, the automatic feeding does not affect the water quality of our facility (Supp. Fig. 2). Taken together, ZAF is appropriate for the feeding of a homogeneous fish population (i.e. tanks with a relatively equivalent number of animals) and it does not affect fish health nor fecundity.

ZAF+ enables flexible, tank-specific feeding. While ZAF is an effective system for feeding multiple tanks with similar numbers of animals, it lacks precise control of food distribution to individual tanks. This can be problematic for aquatic facilities that have either disparate tank sizes or varying fish densities. To overcome this problem, ZAF+ was created to control food flow both spatially and temporally by adding valves upstream of each tank (Fig. 2ab). The ZAF+ software allows users to configure feeding parameters such as feeding frequency, timing, and quantity, as well as which tanks need feeding. With this system users can individually control and distribute a precise amount of food for each tank. For a more detailed explanation of ZAF+ feeding sequence compared to the simpler ZAF version see Box 1.

ZAF+ was built by reusing several ZAF modules. However, most modules (i.e. electronics, tubing and valves, food preparation) were improved. Our design can be easily adapted to other needs by scaling up or down the various components. ZAF+ is larger (21" w x 12" d x 9" h) than the base ZAF version but still fits in a fish facility. To control the additional valves we added a micro-controller (Arduino Mega) for all pumps and valves, which permits limitless scalability by daisy-chaining multiple such controllers. The tubing and pumps module is extended to use a manifold to split the flow. Because of the more complex electronics and numerous wires in ZAF+, we enclosed all electrical components in a water-proof safety box. Overall, ZAF+ can operate 7 days a week all year long, with the exception of

regular dry-food reloading as well as tube changing (typically every 10 weeks).

We evaluated ZAF+ performance on both high- and low-density tanks, which is easily done through the user-friendly user interface. The fish were assessed for mean weight over 8 weeks. Overall, we observed no difference in the mean weights compared to the manually fed control group (Fig. 2c). We then evaluated the reproduction of fish fed with ZAF+ and found no significant differences with fish fed manually. Finally, ZAF+ does not affect the water quality (Fig. Supp. 2) nor fish mortality. Thus, ZAF+ is a viable solution for full feeding automation in aquatic facilities.

3 Discussion.

In the present report we introduced two aquatic feeding devices, ZAF (Fig. 1) and ZAF+ (Fig. 2) and evaluated their applicability for zebrafish feeding and husbandry over 8 weeks. Both designs are fully open access (hardware and software), modular, scalable and highly adaptable. We also include instructions on installing a graphical user interface to run the automatic feeders. Both designs are relatively easy to build and do not require specialized training in electronics nor engineering. Importantly, ZAFs can easily be adapted to all commercially available aquatic facilities. ZAF+ is more robust than ZAF due to conceptual and technical improvements. While ZAF is easy to build, it does not offer control over food distribution per tank. ZAF+ construction is more complex but is amenable to feeding variable numbers of fish per tank, or different tank sizes (Box [2]). Both devices can run 7 days a week all year long, with the exception of changing the tubes (typically every 10 weeks).

Lab automation is likely to be increasingly critical to transform productivity, efficiency and research reliability¹¹⁻¹³. However, the field of animal husbandry has not yet made enough progress towards full automation and this holds particularly true for aquatic facilities, which have not been modernized for decades. For these reasons, and given constraints on personnel, we developed our own fully automatic fish feeding system. We used inexpensive hardware such as the micro-computer Raspberry Pi¹⁴, the Arduino micro-controller, and the Python programming language¹⁵. Making your own design is not easy and requires time and fine-tuning^{16,17}; therefore to help others in the community we decided to document in our wiki (github.com/royerlab/ZAF/wiki) all the steps we took in creating our stand-alone solution (see also the Supp. Information for a snapshot of the wiki).

In this work we have used dry food (Gemma from Skretting Zebrafish) because of its complete nutritional profile and positive effect on fish health^{8,18,19}. Automated feeding is most easily performed with dry food; however, the food container can be adapted to live food (data not shown). Indeed, with *Artemia nauplii*, a popular zebrafish diet, fresh food needs to be prepared every day and therefore the feeder must be filled with living stock. We tested ZAF and ZAF+ with *Artemia nauplii* and the feeding works well.

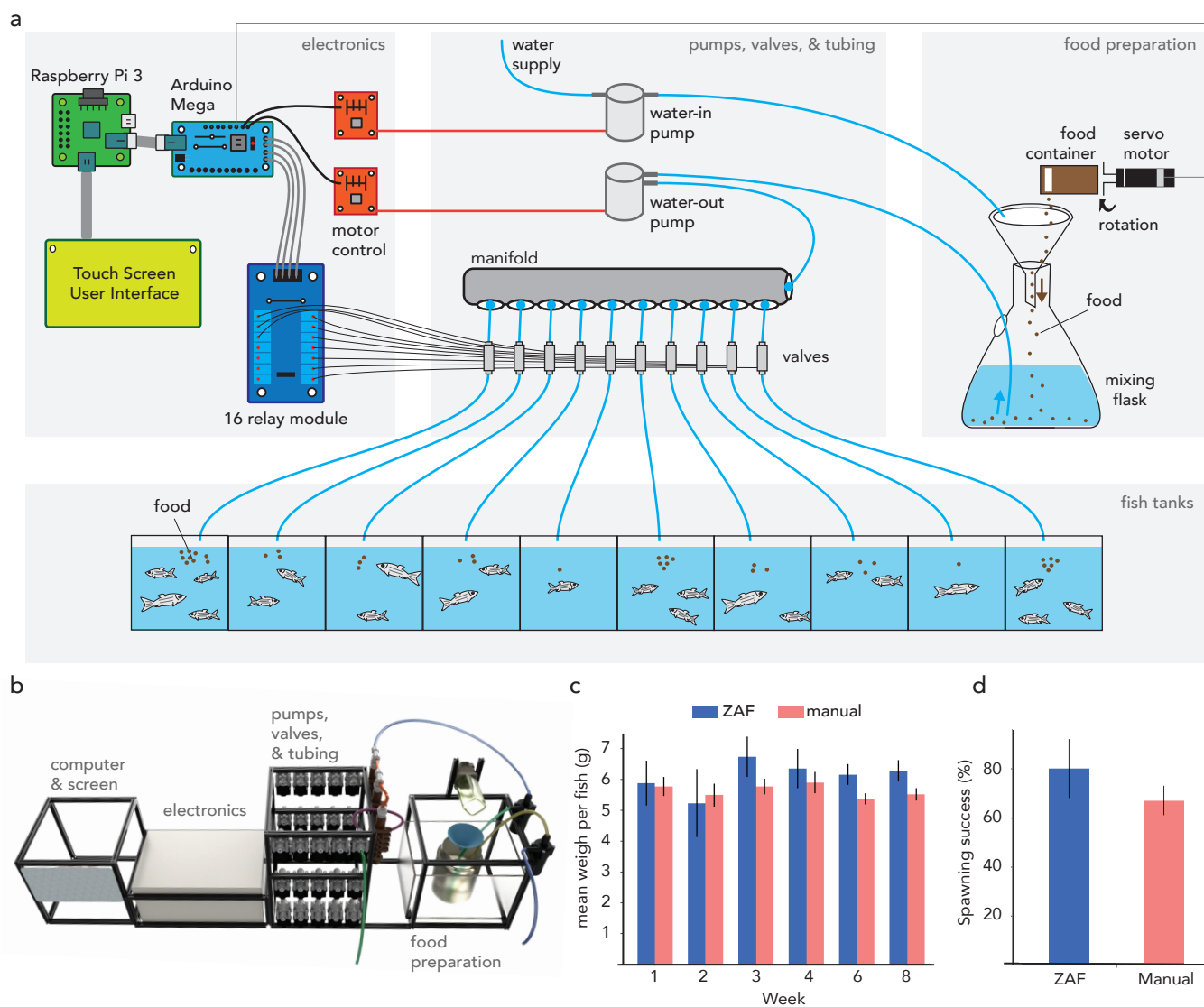


Figure 2: ZAF+ is an advanced version of ZAF that can modulate food delivery per tank depending on fish density. **(a)** Diagram of ZAF+. Electronics consist of: a Raspberry Pi 3, Arduino Mega, 16 relay module, an motor controllers. The water and food mix is pumped and sent via tubes to a manifold and valves that distribute it to specific tanks. **(b)** 3D representation of ZAF+ with extra space for the valves and a electronics box compared to the base ZAF version. **(c)** Evolution of the mean fish weight over 8 weeks of ZAF feeding (n=6) versus the control group (n=6). **(d)** Spawning success for fish fed by ZAF+ versus the control group.

Another important aspect of aquatic husbandry is breeding of fish fry. While we did not directly test breeding, our automatic feeders can be easily adapted to deliver different types of food specific to different ages by adding several servos and food containers. Another solution could be to build two devices, one for adult and another one for small fry. With the advent of new aquatic model organisms^{8,18,19} bred in similar aquatic facilities as zebrafish, ZAF can easily be adapted to the breeding of others species. Finally, we hope that by releasing ZAF as an open access project we will empower a large community of users to build their own ZAFs, adapt them to their needs, help each other, and, perhaps, develop the next generation system.

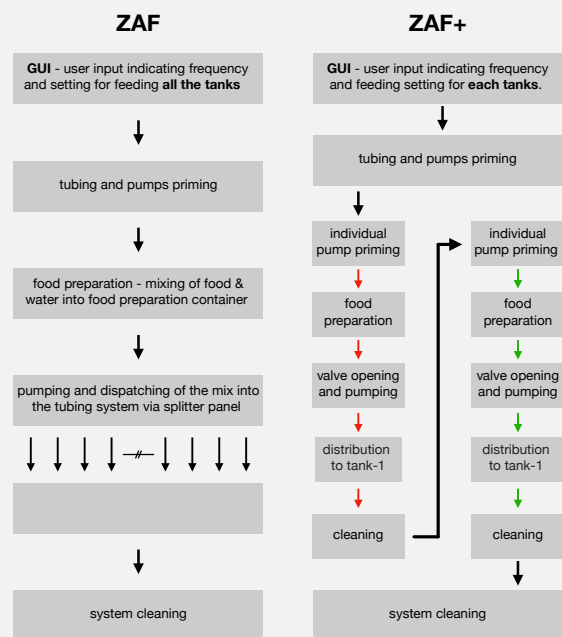
4 Methods

Animals and husbandry. This research was done under a protocol reviewed and approved by the institutional animal care and use committee (IACUC) of University of California San Francisco (UCSF). The fish were kept in a standalone aquatic system (Techniplast- Italy) with water maintained at 28° and a diurnal cycle of 10 hours of dark and 14 hours of light²⁰. The study was conducted on the wild type EKW strain, casper mutant²¹ and *h2afva:h2afva-mCherry* transgenic line²² (gift from Jan Huysken, Morgridge Institute for Research, Madison, USA). We only housed and used fish between 4 months and 18 months old.

BOX 1 ZAF vs ZAF+ - the differences and how to choose the best for one's needs.

While ZAF distributes the same amount of food to all tanks, ZAF+ dispenses a variable quantity of food per tank as instructed by the user, typically based on fish density per tank. This advantage is counter-balanced by the higher sophistication of ZAF+ compared to ZAF. Both systems serve different needs which need to be evaluated before starting construction. ZAF performs well for fish facilities with fish density variations across tanks of up to 30%. However, for higher density differences between tanks we strongly recommend ZAF+ instead which has several additional design upgrades such as stronger pumps and an electric safety box which increase reliability. The diagram on the right illustrates the differences in running sequences between ZAF (left) and ZAF+ (right). Overall, they share many common features. While ZAF prepares and distributes food for all tanks equally, ZAF+ enables individual programming per tank. We added to the program a priming function to remove any air in the pump and flood the suction line before each program run. Finally at the end of each food distribution sequence we programmed a cleaning step to wash the system (i.e. tubes, pumps, and valves). In the case of ZAF+, it is important to run this cleaning step for all tubes and valves,

even those actively used for feeding.



ZAFs construction manual. In the Suppl. Information we provide detailed instructions on how to easily build the system with tools present in most labs and easy to source components (github.com/royerlab/ZAF/wiki). There are also instructions on how to run the software and operate the graphical user interface.

Code availability. The control software for both ZAFs as well as the corresponding graphical user interfaces are available as open-source code. We also provide instructions and a step-by-step guide on how to run the software (github.com/royerlab/ZAF/wiki/Software).

Automatic feeding calibration - ZAF. We use the Gemma micro 300 (Skretting Zebrafish) food diet. Feeding is calibrated so that ZAF distributes 5% of the fish body weight. This follows the producers' recommendations. We feed the fish in our facility twice a day. Based on the number of fish, we calibrate the automatic device to distribute 5g of food homogeneously to all tanks per run. This calibration is done by manually adjusting the food container opening, and the amount of servo rotation.

Automatic feeding calibration - ZAF+. Similarly to ZAF, we use the Gemma micro 300 (Skretting Zebrafish) diet and run the program twice a day. Food distribution is done per tank according to a "food quantity selection" parameter that can be set on the user interface: '1' for low fish density, to '4' for high fish densities. Calibration is done in same way as on the ZAF. The determined amount of food distributed per fish density is

detailed in Box 2. The approximate amount of food required for different fish densities is as follows: Very low - 100 mg for 2 to 4 fish, low - 200 mg for 5 to 8 fish, medium - 350 mg for 9 to 14 fish, large - 500 mg for 15 up to 20 fish.

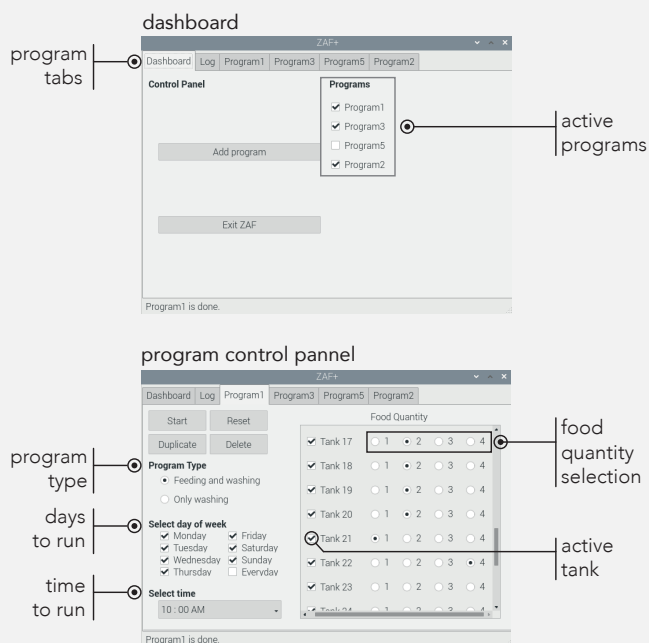
Fish weight and spawning measurements. To demonstrate the feeding efficiency of ZAF+, we documented the weight of the fish over a period of 7 weeks. The fish were weighed every Monday from week 1 to week 8. Since ZAF+ has the potential to customize the amount of food given per tank based on the number of fish present, we chose two tanks - one with over 12 fish and the second with only 4 fish to ensure each tank receives the designated amount of food. These two tanks were kept with the same fish population during the whole evaluation. To weigh the fish we first took a clean petri dish and tared it on a weighing scale. Each fish was then dabbed on a tissue paper to remove excess water and then placed in the petri dish to weigh it. This was repeated for all fish individually. Similarly we tracked the breeding of the fish over two weeks. 3 random fish were selected and 2 to 3 crosses were bred for each of them. Next day, we documented the number of crosses which bred for each of the lines and calculated the average of all the positive crosses.

Bibliography

1. Kint, P., Mahesh, G. & Panwar, Y. Mapping of zebrafish research: a global outlook. *Zebrafish* **10**, 510–517 (2013).

BOX 2 A GUI for an efficient and simple ZAF control .

The guiding principle for the design of the control software and user interface for both ZAF systems was simplicity and user friendliness. We hope that this will spur and facilitate adoption. The core control software for both devices is an open-source Python-based software running on a Raspberry Pi. All instructions for installation and operation can be found on our repository (github.com/royerlab/ZAF). The user interface contains three main tabs: (i) the ‘dashboard’ where users can select the running programs (top figure), (ii) the ‘log’ panel that provides information on the currently running program, and (iii) the program panel which lets users change feeding parameters like scheduling (frequency, timing), food quantity, and the tanks to be fed (bottom panel, specific control applicable only to ZAF+). Four levels of food quantity can be selected and calibration can be customized by changing the servo rotation value in the configuration file (see Supp. Information). At the end of each food distribution sequence we programmed a cleaning program to wash the pumps, tubes, and valves with water to prevent accumulation of algae and bacteria.



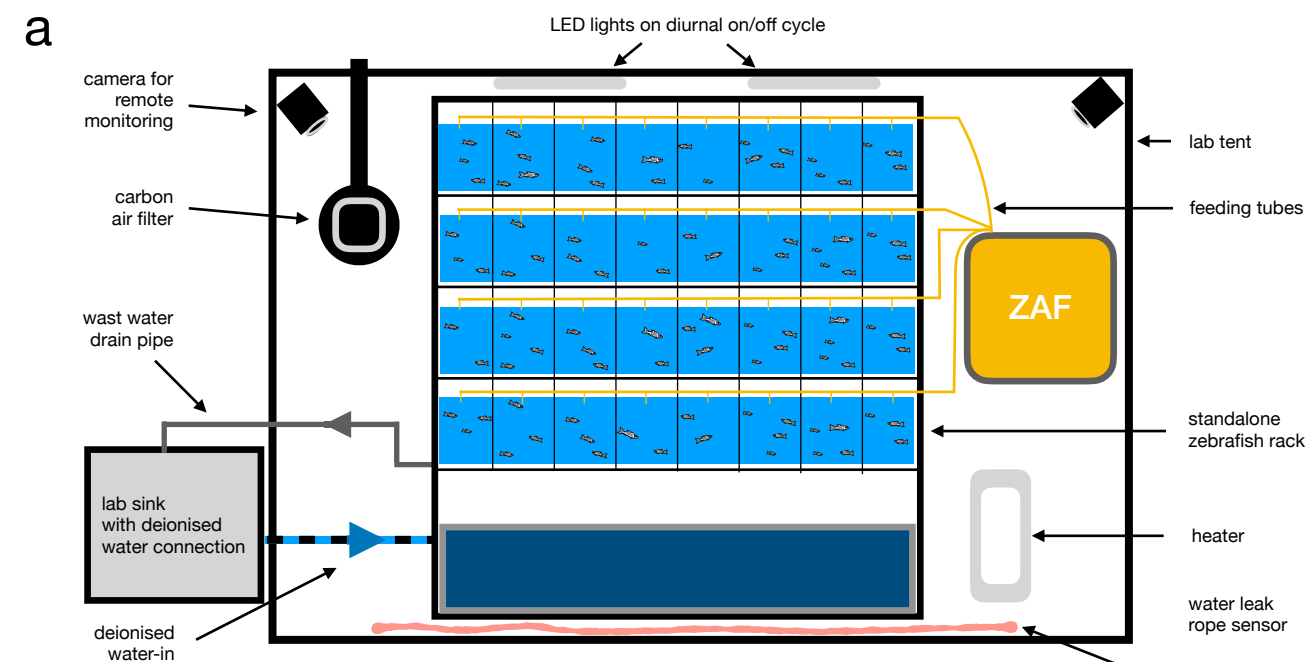
- Lidster, K., Readman, G. D., Prescott, M. J. & Owen, S. F. International survey on the use and welfare of zebrafish *danio rerio* in research. *Journal of fish biology* **90**, 1891–1905 (2017).
- Lawson, N. D. & Wolfe, S. A. Forward and reverse genetic approaches for the analysis of vertebrate development in the zebrafish. *Developmental cell* **21**, 48–64 (2011).
- Wyatt, C., Bartoszek, E. M. & Yaksi, E. Methods for studying the zebrafish brain: past, present and future. *European Journal of Neuroscience* **42**, 1746–1763 (2015).
- Lieschke, G. J. & Currie, P. D. Animal models of human disease: zebrafish swim into view. *Nature Reviews Genetics* **8**, 353–367 (2007).
- Westerfield, M. The zebrafish book: a guide for the laboratory use of zebrafish. <http://zfinfo.org/zfinfo/zfbook/zfbk.html> (2000).
- Lawrence, C. The husbandry of zebrafish (*danio rerio*): a review. *Aquaculture* **269**, 1–20 (2007).
- Lawrence, C. Advances in zebrafish husbandry and management. In *Methods in cell biology*, vol. 104, 429–451 (Elsevier, 2011).
- Candelier, R., Bois, A., Tronche, S., Mahieu, J. & Manioui, A. A semi-automatic dispenser for solid and liquid food in aquatic facilities. *Zebrafish* **16**, 401–407 (2019).
- Tangara, A. *et al.* An open-source and low-cost feeding system for zebrafish facilities. *bioRxiv* 558205 (2019).
- Hayden, E. C. The automated lab. *Nature News* **516**, 131 (2014).
- Boyd, J. Robotic laboratory automation. *Science* **295**, 517–518 (2002).
- Almada, P. *et al.* Automating multimodal microscopy with nanofluidics. *Nature communications* **10**, 1–9 (2019).
- Gay, W. *Raspberry Pi hardware reference* (Apress, 2014).
- Van Rossum, G. & Drake Jr, F. L. *Python reference manual* (Centrum voor Wiskunde en Informatica Amsterdam, 1995).
- May, M. A diy approach to automating your lab. *Nature* **569**, 587–589 (2019).
- Blow, N. Lab automation: tales along the road to automation. *Nature methods* **5**, 109–112 (2008).
- Lawrence, C., Best, J., James, A. & Maloney, K. The effects of feeding frequency on growth and reproduction in zebrafish (*danio rerio*). *Aquaculture* **368**, 103–108 (2012).
- Barton, C. L., Johnson, E. W. & Tanguay, R. L. Facility design and health management program at the sinnhuber aquatic research laboratory. *Zebrafish* **13**, S–39 (2016).
- Aleström, P. *et al.* Zebrafish: Housing and husbandry recommendations. *Laboratory Animals* **54**, 213–224 (2020).
- White, R. M. *et al.* Transparent adult zebrafish as a tool for in vivo transplantation analysis. *Cell stem cell* **2**, 183–189 (2008).

22. Knopf, F. *et al.* Bone regenerates via dedifferentiation of osteoblasts in the zebrafish fin. *Developmental cell* **20**, 713–724 (2011).

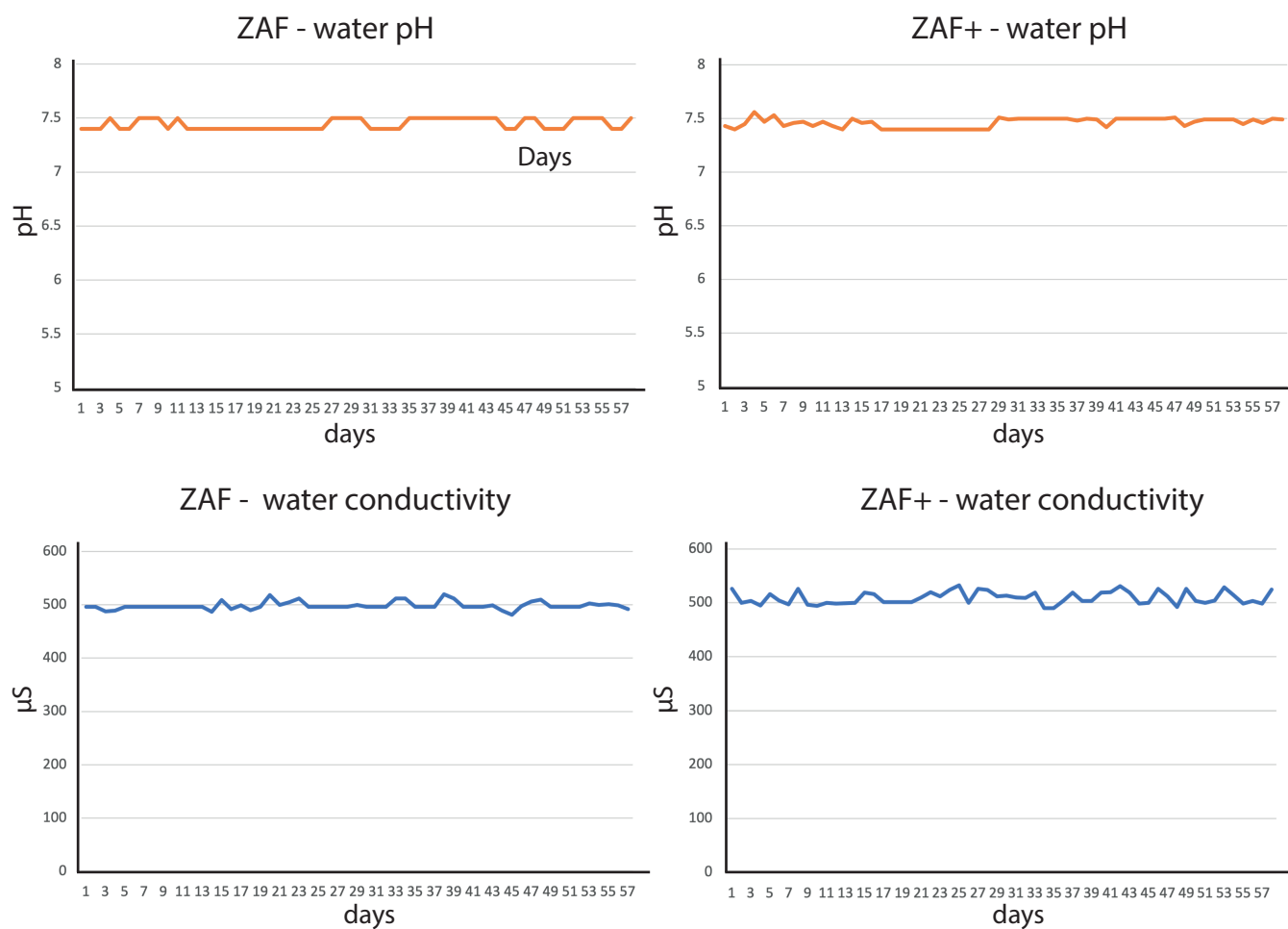
Acknowledgements We would like to thank the Chan Zuckerberg Biohub facility team, particularly Jennifer Mann, for their help and support to implement the fish facility and Rafael Gomez and Robert Pucinelli from the Chan Zuckerberg Biohub Bioengineering platform for advice. We thank Ashley Lakoduk and Mirella Bucci for critical comments and diligent proofreading of the manuscript. We thank Sandra Schmid for generous mentoring, proof-reading and advice. Funding for this work was provided by the Chan Zuckerberg Biohub.

Competing Interests A patent application has been filed covering the reported feeders.

Correspondence Correspondence and requests should be addressed to Merlin Lange (email: merlin.lange@czbiohub.org, twitter: @Merlin.Lange) and Loic A. Royer (email: loic.royer@czbiohub.org, twitter: @loicaroyer).



Supp. Figure 1: Automating Zebrafish husbandry. **(a)** Schematic representation of the standalone single rack zebrafish facility where we tested ZAFs. The facility is semi automatic and does not require constant human supervision **(b)** Outside picture of the semi-automatic zebrafish facility. **(c)** ZAF+ inside the zebrafish facility.



Supp. Figure 2: Water parameters log, pH and conductivity, during ZAF and ZAF+ testing.