

*This paper was submitted for peer review on November 6, 2020. Based on our past experience, we expect that it will change significantly from this date until the time it is published, based on our reviewers' comments, comments of colleagues, and additional work by the authors. Thus, although we provide the manuscript for open access at this early stage, we ask interested readers to bear in mind that this version is NOT final, and, to check back to find the latest version. We will provide the final peer-reviewed version of the manuscript on our website once it is accepted for publication.*

---

## **Domain-general conflict monitoring predicts neural and behavioral indices of linguistic error processing during reading comprehension**

Trevor Brothers<sup>1,2</sup>, Margarita Zeitlin<sup>1</sup>, Arim Choi Perrachione<sup>1</sup>, Connie Choi<sup>1</sup>, Gina Kuperberg<sup>1,2</sup>  
Tufts University<sup>1</sup>; Martinos Center for Biomedical Imaging, Massachusetts General Hospital<sup>2</sup>

### **Abstract:**

The ability to detect and respond to linguistic errors is critical for successful reading comprehension, but these skills can vary considerably across readers. In the current study, healthy adults (age 18-35) read short discourse scenarios for comprehension while monitoring for the presence of semantic anomalies. Using a factor analytic approach, we examined if performance in non-linguistic conflict monitoring tasks (Stroop, AX-CPT) would predict individual differences in neural and behavioral measures of linguistic error processing. Consistent with our hypothesis, domain-general conflict monitoring predicted both readers' end-of-trial acceptability judgments and the amplitude of a late neural response (the P600) evoked by linguistic anomalies. Interestingly, the influence on the P600 was non-linear, suggesting that online neural responses to linguistic errors are influenced by both the effectiveness and efficiency of domain-general conflict monitoring. These relationships were also highly specific and remained after controlling for variability in working memory capacity and verbal knowledge. Finally, we found that domain-general conflict monitoring also predicted individual variability in measures of reading comprehension, and that this relationship was partially mediated by behavioral measures of linguistic error detection. These findings inform our understanding of the role of domain-general executive functions in reading comprehension, with potential implications for the diagnosis and treatment of language impairments.

WORD COUNT: 8,804

## Introduction

Language errors are a common occurrence in everyday communication. For example, in natural conversation, one in ten utterances contain some sort of speech error (Nakatani & Hirschberg, 1994), many of which are never corrected by the speaker (Levelt, 1983; Nootboom, 1980). Although overt linguistic errors are somewhat rarer in printed text, readers can still encounter processing difficulty due to linguistic ambiguities (Altmann, 1998) and perceptual noise (e.g. when one word is misidentified as another, Gregg & Inhoff, 2016; Kaufman & Opler, 1995). While successful error monitoring is critical for maintaining high levels of text comprehension, there is evidence that individuals vary considerably in their ability to detect errors as they read (Ehrlich, Remond, Tardieu, 1999; Garner, 1980; Hacker, 1997; Wagoner, 1983; Oakhill & Cain, 2012; Yudes, Macizo, Morales & Bajo, 2013). In the current study, we tested the hypothesis that linguistic error processing in healthy adult readers is affected by individual differences in domain-general *conflict monitoring*. Specifically, we asked whether the ability to monitor and resolve conflicts in non-linguistic tasks can predict *neural* and *behavioral* measures of linguistic error processing, and whether this, in turn, has consequences for comprehension success.

During reading, comprehenders must solve a basic signal detection problem: was the current sentence understood as intended, or did it contain an error in need of reprocessing? In order to diagnose an error, readers must detect a *conflict* between the linguistic input and their current communication model – an internal model that encodes their high-level assumptions about the communicator and the broader linguistic and non-linguistic environment (cf. Frank & Goodman, 2012; Degen, Tessler & Goodman, 2015). Incoming words can conflict with a reader’s communication model at multiple levels of representation, including orthography, syntax, and semantics. For example, readers can rapidly infer that the sentence “*He gave the candle the girl*” contains a semantic error (Gibson, Bergen & Piantadosi, 2013) because the meaning of this sentence strongly conflicts with the reader’s model of what is possible in the real world.

Once a conflict is detected, comprehenders can engage in additional compensatory behaviors, like re-reading (Helder, Van Leigenhorst & van den Broek, 2016), which allow them to re-analyze the input and potentially recover a text’s intended meaning (Wagoner, 1983, Carpenter & Daneman, 1981). For example, eye tracking studies have shown that highly implausible or syntactically unlicensed continuations are associated with longer fixation times (Kinnunen & Vauras, 1995; Traxler, Foss, Seely, Kaup & Morris, 2000; Warren & McConnell, 2007; Warren, Milburn, Patson & Dickey, 2015) and more frequent regressions to earlier parts of the text (Ni et al., 1998; Rayner, Warren, Juhasz & Liversedge, 2002). Moreover, when readers are unable to make regressive saccades, their comprehension

performance suffers, particularly in sentences that require semantic or syntactic re-analysis (Schotter, Tran & Rayner, 2014; Metzner, von der Malsburg, Vasishth & Rosler, 2017). This suggests that linguistic error detection and compensatory behaviors play a causal role in supporting text understanding.

In studies measuring event-related potentials (ERPs), linguistic anomalies are associated with a late positive-going neural response — *the P600* — which is maximal from 600-1000ms over posterior electrode sites. While this response was initially associated with the processing of syntactic anomalies and ambiguities (Hagoort, Brown & Groothusen, 1993; Osterhout & Holcomb, 1992), later studies showed that P600s are elicited by a wide range of linguistic violations, including misspellings (Bulkes, Christianson & Tanner, 2020; Vissers, Chwilla & Kolk, 2006) and semantic anomalies (Munte, Heinze, Matzke, Wieringa & Johannes, 1998; Kuperberg; Sitnikova, Caplan & Holcomb, 2003; Szewczyk & Schriefers, 2011). For example, a robust P600 is evoked by semantically anomalous sentence continuations (e.g. *Every morning for breakfast the eggs would \*plant...*), but not by mildly implausible continuations (e.g. *Every morning for breakfast the boys would plant...*) (Kuperberg, Sitnikova, Caplan & Holcomb, 2003, 2007; Paczynski & Kuperberg, 2012; van de Meerendonk, Kolk, Vissers & Chwilla, 2010; Shetreet, Alexander, Romoli, Chierchia & Kuperberg, 2019). Importantly, simply detecting a semantic anomaly is not sufficient to generate this component; to produce a P600, readers must perceive the input as a *comprehension error*, that is, they must be engaged in deep comprehension, and, as such, have established a communication model that conflicts with the input (Brothers, Wlotko, Warnke & Kuperberg, 2020, Kuperberg, Brothers & Wlotko, 2020)<sup>1</sup>. Once a conflict has been detected, readers can engage in additional second-pass mechanisms, such as *reanalysis*, in order to determine if a word was correctly perceived the first time around (see van de Meerendonk, Kolk, Chwilla & Vissers, 2009 for a discussion).

The ability to monitor for conflict is thought to play a major role in behavioral regulation in a wide range of non-linguistic domains. In the cognitive control literature, conflict monitoring refers to the ability to detect and respond to conflicts between environmental inputs and an internal model of the current task (Botnivic, Braver, Barch, Carter & Cohen, 2001; Yu, Dayan & Cohen, 2009). These ‘conflict signals’ can then be used to regulate behavior, by inhibiting prepotent behavioral responses or

---

<sup>1</sup> Several internal and external factors can influence the probability of generating a P600 response (Kuperberg, 2007). These include the nature of the experiment task (Geyer, Holcomb, Kuperberg & Perlmutter, 2006), the length and constraint of the prior linguistic context (Kuperberg, Brothers & Wlotko; 2020; Brothers, Wlotko, Warnke & Kuperberg, 2020; Nieuwland & Van Berkum, 2005), and, in impoverished contexts, the presence/absence of semantic attraction (e.g. Kuperberg, 2007; Kim & Osterhout, 2005).

selectively attending to relevant environmental inputs.<sup>2</sup> For example, in the well-known Stoop task, the detection of conflict between well-learned aspects of the input (the meaning of the word “RED”) and a goal-relevant model that describes the task (identifying font colors), results in a reactive re-allocation of attention to prevent incorrect responses.

To summarize thus far, during language comprehension, the perception of a conflict between the linguistic input and a comprehension-relevant communication model is thought to trigger the P600, which may reflect re-analysis or reallocation of attention to the prior linguistic input. Analogously, in non-linguistic tasks, the detection of conflict between the input and a task-relevant internal model is thought to trigger a reallocation of attention to goal-relevant aspects of the input, in order to prevent behavioral errors. Despite these apparent similarities, it is unclear whether individual differences in domain-general conflict monitoring influence the online processing of linguistic errors in healthy adult readers.

Although there has been little systematic research into the relationship between the P600 and domain-general conflict monitoring, some previous ERP studies have examined its links with a related construct — working memory capacity, which is often measured using ‘complex span’ tasks (Daneman & Carpenter, 1980). The results of these studies are somewhat mixed. In one study (Nakano, Saron & Swaab, 2010), high-span participants showed a robust P600 response to semantically anomalous verbs while low-span participants showed an ERP effect of the opposite polarity — an N400, which has been linked to the difficulty of lexico-semantic retrieval (Kutas & Federmeier, 2010). A reading comprehension study by Oines, Miyake, and Kim (2018) found a similar pattern: verbal (but not spatial) working memory capacity predicted the same trade-off relationship between P600 and N400 responses. On the other hand, several other studies report *no* significant relationships between working memory capacity and P600 amplitudes, either in response to semantic anomalies (Ye & Zhou, 2008; Kos, van den Brink & Hagoort, 2012; Zheng & Lemhofer, 2019), or syntactic anomalies (Tanner & van Hell, 2014; Tanner, 2019).

The results of these prior studies are somewhat difficult to interpret, both due to inconsistent findings and the multi-factorial nature of working memory tasks. For example, performance in complex span tasks can index a range of cognitive abilities, including memory storage, domain-specific verbal

---

<sup>2</sup> In control-demanding tasks, the presence of conflict can produce behavioral adjustments at multiple time scales, including the reactive re-allocation of attention within the current trial (Gehring, Goss, Coles, Meyer & Donchin, 1993), adaptations to optimize performance on subsequent trials (Gratton, Coles & Donchin, 1992, Botnovick, Nystrom, Fissell, Carter & Cohen, 1999), and longer-term learning that allows for the acquisition of new goals or task schemas (Botnovick, 2007).

knowledge, and the inhibition of task irrelevant information (Bayliss, Jarrold, Gunn & Baddeley, 2003; McCabe, Roediger, McDaniel, Balota & Hambrick, 2010). Therefore, based on the previous literature, it is unclear which of these skills are most relevant for detecting linguistic errors (see Vuong & Martin, 2013 for a discussion).

### **The present study**

The goal of the present study was to systematically examine the relationship between domain-general conflict monitoring and neural/behavioral measures of linguistic error processing in healthy adult readers. We recorded ERPs as participants read short discourse contexts for comprehension and monitored for the presence of semantic anomalies. To assess individual differences in linguistic error processing, we examined the P600 effect evoked by semantically anomalous (versus plausible) words, as well as participants' end-of-trial plausibility judgments ( $d'$ ).

To examine the role of domain-general conflict monitoring, the same group of participants completed two conflict monitoring tasks: the *Stroop* (MacLeod, 1991) and a fast-paced version of the *AX Continuous Performance Task* (AX-CPT; Servan-Schriber, Cohen & Steingard, 1996). These tasks were administered as part of a comprehensive neuropsychological battery, which also assessed individual differences in working memory capacity, verbal knowledge, and processing speed. We carried out a factor analysis to isolate latent 'factor scores' for each of these cognitive domains, and these predictor variables were used to address two main theoretical questions.

First, does monitoring for linguistic errors during comprehension rely on domain-general conflict monitoring mechanisms? If so, then individual differences in domain-general conflict monitoring should predict both neural and behavioral responses to semantic errors during reading, even after controlling for variability in working memory, verbal knowledge, and processing speed.

Second, what is the relationship between domain-general conflict monitoring and participants' ability to understand and answer questions about a text (*reading comprehension*)? As noted earlier, monitoring and reacting to linguistic errors is thought to be an important subcomponent of successful comprehension in both adult and developing readers (Cain, Oakhill & Bryant, 2004; Garner, 1980; Wagoner, 1983). We therefore hypothesized that non-linguistic conflict monitoring would predict unique variance in reading comprehension performance, above and beyond the effects of working memory and verbal knowledge, and that this effect of domain-general conflict monitoring on reading comprehension would be mediated by individual differences in linguistic error detection.

## Methods

### Participants

The current study included data from 77 participants (43 female) between the ages of 18 and 35 (mean: 23.5). This sample included 39 Tufts University undergraduates and 38 community-dwelling adults from the Boston metropolitan area, who were recruited using online advertisements. Participants were right-hand dominant (Oldfield, 1971), had no significant exposure to languages other than English before the age of five, and had no history of head injury or psychiatric/neurological diagnoses. Participants received course credit or were compensated for their participation. All protocols were approved by Tufts University Social, Behavioral, and Educational Research Institutional Review Board. All participants in this sample completed both the primary ERP study and a separate two-hour session that included a range of behavioral individual differences measures (see below).

### ERP Study

#### *Experimental design and linguistic stimuli*

The experimental stimuli examined here consisted of 100 three-sentence discourse scenarios, with final sentences that were either plausible or semantically anomalous. In each scenario, the first two sentences introduced a coherent discourse context (*The lifeguards received a report of sharks right near the beach. Their primary concern was to prevent any incidents in the sea...*). The third sentence contained either an animate-constraining or inanimate-constraining verb followed by a critical noun that was either plausible (*Hence, they cautioned the trainees...*), or semantically anomalous (*Hence, they cautioned the drawer...*). To create the anomalous versions of each scenario, the same animate and inanimate critical nouns were counterbalanced across contexts.

Plausible and semantically anomalous nouns were carefully matched in predictability (both were unexpected: <1% cloze) and mean cosine semantic similarity to the preceding context (latent semantic analysis, word-to-document similarity,  $t < 1$ ; Landauer & Dumais, 1997). To verify that these two conditions differed in plausibility, a separate group of participants recruited from Amazon Mechanical Turk were asked to rate each discourse scenario on a seven-point scale (7 = “makes perfect sense”, 1 = “makes no sense at all”). As expected, there were clear differences in plausibility ratings between the two conditions (plausible scenarios:  $M = 5.5$ ,  $SD = 0.9$ , anomalous:  $M = 1.9$ ,  $SD = 0.6$ ). Additional information on the creation and norming of these stimuli are described in previous studies (Kuperberg, Brothers & Wlotko, 2020; Brothers, Wlotko, Warnke & Kuperberg, 2020).

Plausible and anomalous scenarios were counterbalanced across lists, ensuring that participants saw each discourse context and critical word only once. Different groups of participants completed three slightly different versions of the main ERP experiment (N=29, N=26, and N=22). These three versions used the same presentation parameters and experimental items, and they all included equal proportions of plausible and semantically anomalous discourse scenarios. The primary differences were in the number of recording electrodes and in the relative proportions of highly constraining and non-constraining discourse scenarios (see Supplementary Materials). Due to differences in counterbalancing across samples, participants saw between 20 and 29 trials per condition within an experimental session.

### ***Procedure***

Participants were seated in a sound-attenuated room, and discourse stimuli were presented on a computer monitor at a distance of 1.5 meters. The first two sentences of each scenario were presented in their entirety, one sentence at a time, which participants read at their own pace. When participants pressed a button after the second sentence, the third critical sentence appeared one word at a time in the center of the screen (450ms duration, 100ms ISI). Participants were told to read the entire discourse carefully for comprehension. Following the sentence-final word, a question mark appeared after a 1000ms delay, and participants indicated via button press whether or not the preceding discourse “made sense”. On 20% of trials, participants also answered True/False comprehension questions that probed their understanding of the whole scenario.

### ***EEG preprocessing and operationalization of ERP components***

EEG was recorded from a minimum of 32 scalp electrodes, arranged in a modified 10-20 system. Signals were digitized at 512 Hz with a bandpass filter of 0 Hz - 104 Hz. Offline, EEG signals were referenced to the average of the right and left mastoids, and a 0.1 - 30 Hz bandpass filter was applied. The EEG was then segmented into epochs (-200ms to 1000ms), time-locked to the onset of the critical noun. Independent component analysis was used to remove EEG artifact due to blinks, and any epochs with residual artifact were rejected (7% of trials). Artifact-free epochs were then averaged within-conditions for each participant.

Based on prior studies (Brothers et al., 2020; Kuperberg, Brothers, Wlotko, 2020), we operationalized the P600 as the average voltage from 600-1000ms over a cluster of posterior electrode sites (Pz, P3/4, Oz, O1/2). In addition to the P600 effect, we also examined differences in the N400 component, which is linked the difficulty of lexico-semantic retrieval (Kutas & Federmeier, 2010) and

which has been shown to vary systematically with the amplitude of the P600 effect across participants (e.g. Oines, Kim & Miyake, 2018). The N400 was operationalized as the average voltage from 300-500ms over central-parietal electrode sites (CPz, CP1/2, Pz, P3/4).

## **Behavioral Assessment of domain-general cognitive functions and reading comprehension**

### ***Behavioral session: Task procedures***

In addition to the ERP experiment, participants also completed a two-hour behavioral session on a separate day. This session included a battery of neuropsychological tasks assessing conflict monitoring, working memory, verbal knowledge, and processing speed, as well as two reading comprehension assessments. Participants were tested individually in a quiet room by a trained experimenter. Nine of these tasks were administered by the experimenter, and five tasks were automated and presented on a desktop computer. The same task order was used for all participants. A short description of each task is provided below, along with scoring methods and the dependent measures of interest (for additional information, see Supplementary Materials).

### ***Conflict monitoring tasks***

To assess individual differences in conflict monitoring, participants completed a fast-paced version of the AX-CPT and a manual Stroop task (see Table 1). The AX-CPT task was first developed by Servan-Schriber, et al., (1996) to assess individual differences in proactive and reactive cognitive control. In this task, participants see a letter cue (e.g. “A”) followed by a target (e.g. “X”). On the majority of trials (70%), participants see a frequent cue-target pairing (“AX”), which requires a right-hand button response. On critical “AY” trials (10%), the “A” cue is followed by a different letter (e.g. “Y”), and participants are required to withhold their default response and press a different key instead.

Different versions of the AX-CPT have been developed to emphasize different aspects of cognitive control (Henderson, et al., 2012). Here we used a fast-paced version of the task with short cue-target intervals (stimulus duration: 250ms; SOA: 750ms). With this version, we hoped to better dissociate variability in conflict monitoring and working memory, by de-emphasizing the role of cue maintenance. Participants completed a short practice session with feedback, followed by 150 cue-target pairings. *The two dependent measures for this task were AY response errors and the reaction time difference between critical and control trials (AY minus AX).*

In the Stroop task (MacLeod, 1991), participants identified the printed color of neutral letter strings (a string of X’s), congruent color words (“blue” in blue font), and incongruent color words (“blue”



in red font). There were four possible color responses, and participants completed 28 trials of each type. *The dependent measure for this task was percentage of errors in the incongruent condition. We also calculated Stroop reaction time costs (incongruent minus neutral), but this measure was excluded from the factor analysis due to low reliability ( $\alpha = .25$ ).*

Table 1. Descriptive statistics for domain-general conflict monitoring tasks

<i>Variable</i>	<i>Mean</i>	<i>SD</i>
<i>AX-CPT</i>		
AX Acc.	.965	.064
AY Acc.	.807	.177
BX Acc.	.934	.136
BY Acc.	.938	.124
AX RT (ms)	365	43
AY RT (ms)	476	50
BX RT (ms)	335	74
BY RT (ms)	341	72
<i>Manual Stroop</i>		
Congruent Acc.	.986	.027
Incongruent Acc.	.939	.051
Control Acc.	.979	.029
Congruent RT (ms)	968	261
Incongruent RT (ms)	1176	318
Control RT (ms)	975	236

*Note.* Acc. = Accuracy, RT = Reaction Time, AX-CPT = AX Continuous Performance Task

### ***Working memory capacity tasks***

Four separate ‘complex span’ tasks were administered that assessed participants’ ability to simultaneously manipulate and store information in working memory. They included automated versions of the Reading Span and Operation Span tasks (Unsworth, Heitz, Schrock & Engle, 2005), and experimenter administered versions of the Subtract-Two Span (Salthouse, 1988) and Listening Span tasks (Daneman & Carpenter, 1980). After a short practice session, participants completed three to five trials at each span length (see Supplementary Materials). *The dependent measure in each task was the total number of items recalled in all error-free sets (see Table 2).*

### ***Verbal knowledge tasks***

Participants completed three tasks assessing their reading experience and verbal knowledge (Uttl, 2002; Woodcock & Johnson, 1989; Acheson, Wells & MacDonald, 2008). In the North American Adult Reading Test (NAART) and Woodcock-Johnson Word Identification task (WORD ID), participants

read lists of low frequency words aloud (*quadruped, leviathan*). *In both tasks, the dependent measure was the number of correct pronunciations*, which was scored by two independent raters using audio recordings. In the Author Recognition Task (ART), participants selected known authors from a list of 65 famous authors and 65 non-famous foils. *The dependent measure was the number of correct identifications minus false alarms.*

### ***Processing speed tasks***

To measure individual differences in verbal processing speed, three rapid naming tasks were administered: Rapid Automatized Naming (RAN), Rapid Alternating Stimulus (RAS), and the Test of Word Reading Efficiency (TOWRE) Sight Word Efficiency task (Denkla & Rudel, 1976; Wolf, 1986; Torgesen, Wagner, & Rashotte, 2012). In these tasks, participants read printed lists of letters, letters and digits, or high-frequency words as quickly as possible without making mistakes. *The dependent measure for these tasks was time to completion, measured to the nearest second.*

### ***Reading comprehension assessments***

In addition to these primary neuropsychological measures, participants also completed two reading comprehension tasks: a) the comprehension portion of the Kauffman Test of Educational Achievement (KTEA), which involves reading passages and answering multiple choice comprehension questions, and b) the Woodcock Reading Mastery Test (WRMT), which involves reading short passages and filling in a missing word (Singer, Lichtenberger, Kaufman, Kaufman & Kaufman, 2012; Woodcock, 1973). *The dependent measure for these assessments was the total number of correct responses.*

Table 2. Mean, SD, Range, Skew, Kurtosis, and Reliability values for individual difference measures

		Mean (SD)	Range	Skew	Kurtosis	Reliability
<i>Working Memory Capacity</i>	Operation Span	50.0 (17.7)	0 – 75	-1.0	1.2	.80 <sup>a</sup>
	Reading Span	47.0 (18.7)	3 – 75	-0.5	-0.7	.83 <sup>a</sup>
	Listening Span	29.8 (9.5)	13 – 55	0.1	-0.5	.89 <sup>b</sup>
	Subtract-2 Span	128.0 (19.4)	70 – 169	-0.1	-0.1	.93 <sup>b</sup>
<i>Verbal Knowledge</i>	NAART	40.4 (7.2)	19 – 53	-0.7	0.6	.89 <sup>c</sup>
	Word ID	14.0 (2.2)	7 – 17	-1.0	0.9	.75 <sup>c</sup>
	Author Recognition	19.5 (8.6)	3 – 45	0.5	0.9	.83 <sup>b</sup>
<i>Processing Speed</i>	RAN (sec)	17.0 (3.4)	10 – 28	1.0	2.1	.91 <sup>e</sup>
	RAS (sec)	18.7 (3.5)	11 – 30	0.5	0.7	.91 <sup>e</sup>
	TOWRE Sight (sec)	48.6 (7.4)	72 – 35	0.6	0.4	.91 <sup>d</sup>
<i>Conflict Monitoring*</i>	Stroop accuracy	.934 (.051)	.79 – 1.0	-0.8	0.3	.62 <sup>c</sup>
	AY - AX cost (ms)	110 (47)	9 – 250	0.4	0.2	.79 <sup>b</sup>
	AY accuracy	.807 (.177)	.40 – 1.0	-0.8	-0.3	.83 <sup>c</sup>

a: Redick, et al. 2012, b: Spearman-Brown split half, c: Cronbach's alpha. d: Torgesen, Wagner, & Rashotte, 2012, e: Howe, et al., 2006. \*Stroop RT costs were excluded from the factor analysis due to low reliability ( $\alpha = 0.25$ )

Table 3. Correlation Matrix for individual differences measures (N = 77)

	1	2	3	4	5	6	7	8	9	10	11	12
1) O-SPAN	-											
2) R-SPAN	<b>.65</b>	-										
3) L-SPAN	<b>.49</b>	<b>.49</b>	-									
4) SUBT-2	<b>.52</b>	<b>.54</b>	<b>.62</b>	-								
5) ART	.12	<b>.33</b>	.22	.16	-							
6) Word_ID	<b>.41</b>	<b>.43</b>	<b>.54</b>	<b>.50</b>	<b>.44</b>	-						
7) NAART	<b>.42</b>	<b>.50</b>	<b>.42</b>	<b>.52</b>	<b>.62</b>	<b>.78</b>	-					
8) RAS	<b>.30</b>	<b>.27</b>	.21	<b>.27</b>	.00	<b>.24</b>	<b>.25</b>	-				
9) RAN	<b>.34</b>	<b>.26</b>	<b>.29</b>	<b>.45</b>	.08	<b>.38</b>	<b>.35</b>	<b>.76</b>	-			
10) TOWRE	.21	<b>.32</b>	<b>.28</b>	<b>.26</b>	.00	<b>.27</b>	<b>.25</b>	<b>.54</b>	<b>.48</b>	-		
11) Stroop <sub>acc</sub>	.17	.22	.18	<b>.26</b>	-.02	<b>.26</b>	<b>.24</b>	-.09	-.01	.10	-	
12) AY <sub>acc</sub>	.14	.20	<b>.29</b>	.14	.15	<b>.46</b>	<b>.32</b>	.17	.19	<b>.24</b>	<b>.24</b>	-
13) AY RT <sub>cost</sub>	.05	.08	.12	.10	.05	<b>.29</b>	.17	-.12	.06	.11	<b>.23</b>	<b>.56</b>

Reaction times measures (RAS, RAN, TOWRE, AY RT<sub>cost</sub>) were reverse coded, with positive values indicating better performance. All bolded correlations ( $r > .22$ ) were significant at  $p < .05$ .

### Preprocessing and Factor analysis

The neuropsychological battery described above generated 13 performance measures in total. Prior to analysis, any scores more than three standard deviations above the group mean were replaced with this cutoff value. Average performance, excess skew and kurtosis, and the reliability for each dependent measure are shown in Table 2. As expected, most tasks showed acceptable to excellent levels of reliability ( $\alpha = .62 - .93$ ). A correlation matrix describing the relationships among these measures is presented in Table 3.

Using these scores, we conducted an exploratory factor analysis, which aimed to estimate the underlying latent constructs corresponding to our four cognitive abilities of interest. This analysis was carried out using SPSS 25. In order to maximize the independent variance of each latent variable, the factor analysis was fit using a Maximum Likelihood with a Varimax rotation. The total number of factors was selected using parallel analysis (Horn, 1965), and factor scores were calculated for each participant using the Bartlett regression method (Grice, 2001).

Consistent with the hypothesized structure of our neuropsychological battery, this exploratory factor analysis yielded a four-factor solution (see Table 4). Factor 1 explained 19% of the total variance and loaded strongly on measures of *working memory capacity*. Factor 2 loaded on measures of *processing speed* (16%), Factor 3 loaded on measures of *verbal knowledge* (13%), and Factor 4 loaded on measures of *conflict monitoring* (11%). Participant-specific factor scores were then used as predictor variables in a series of multiple regression analyses designed to test our *a priori* hypotheses, described below.

Table 4. Pattern matrix for the four-factor solution obtained in an exploratory factor analysis

	Factor 1 (WMC)	Factor 2 (Speed)	Factor 3 (Verbal)	Factor 4 (Monitoring)
1) OSPAN	<b>.66</b>	.23	.15	.01
2) RSPAN	<b>.63</b>	.20	.24	.07
3) LSPAN	<b>.69</b>	.16	.11	.21
4) SUBT2	<b>.75</b>	.19	.21	.05
4) RAN	.11	<b>.99</b>	.03	-.10
5) RAS	.27	<b>.74</b>	.10	.02
6) TOWRE	.21	<b>.54</b>	.06	.16
7) ART	.12	-.02	<b>.64</b>	.05
8) WORD_ID	.43	.22	<b>.58</b>	.37
9) NAART	.37	.20	<b>.89</b>	.16
10) Stroop <sub>acc</sub>	.27	-.09	.13	<b>.28</b>
11) AY <sub>acc</sub>	.06	.24	.13	<b>.81</b>
12) AY RT <sub>cost</sub>	.06	-.06	.05	<b>.70</b>

### Hypothesis testing

To test our primary hypotheses, we examined individual differences in two measures of linguistic error processing: (1) *behavioral detection of semantic errors*, as indexed by participants' acceptability judgments at the end of each scenario in the ERP experiment —  $d'$  scores; and (2) *neural semantic error processing*, as indexed by the magnitude of the P600 effect to anomalous vs. plausible critical words. For each of these measures, we first examined the influence of domain-general conflict monitoring using simple regression. We then carried out a multiple regression analysis, which included the conflict monitoring factor score and three other performance scores derived from our factor analysis. These multiple regression analyses enabled us to determine whether working memory, verbal knowledge, or processing speed predicted additional variability in our dependent measures, and whether any significant effects of conflict monitoring remained after controlling for these other factors. In these regression analyses, we included both linear and quadratic effects of each predictor in order to

capture potential non-linear contributions of each cognitive construct. We included these predictors because some prior studies have shown non-linear relationships between executive functions and the magnitude of evoked neural responses (see Luna, Padmanabhan & O’Hearn, 2010, Yarkoni & Braver, 2010 for reviews).

Finally, we performed a multiple regression analysis to ask whether domain-general conflict monitoring predicted variance in reading comprehension ability, beyond the effects of working memory and verbal knowledge. An additional mediation analysis tested whether any relationship between conflict monitoring and reading comprehension could be partially explained by individual differences in behavioral measures of linguistic error detection.

## Results

### ERP Study

#### ***Behavioral detection of semantic errors: acceptability judgments***

In the main ERP experiment, participants were able to categorize discourse scenarios as plausible (mean accuracy = 87%, SD = 11%) and anomalous (mean accuracy = 90%, SD = 10%). Although all participants performed above chance ( $d' = 2.6$ ), there was also considerable variability in behavioral sensitivity across participants (SD = 0.7, range: 1.0 to 4.7,  $\alpha = 0.69$ ).

#### ***Neural index of semantic error processing***

Relative to plausible continuations, semantically anomalous words elicited a biphasic ERP response with larger (more negative) N400 amplitudes from 300-500ms after word onset, and larger P600 amplitudes from 600-1000ms. As reported in previous studies (Kuperberg, Brothers & Wlotko, 2020) these effects were both highly significant (*N400 effect*:  $M = 1.1\mu V$ ,  $SD = 2.5$ ,  $t(76) = 3.96$ ,  $p < .001$ ; *P600 effect*:  $M = 2.2\mu V$ ,  $SD = 3.3$ ,  $t(76) = 5.94$ ,  $p < .001$ ) and were maximal at posterior electrode sites.

To determine the split-half reliability of this P600 anomaly effect, we calculated the amplitude of this ERP difference (*anomalous vs. plausible*) for each participant, separately for even and odd trials. After applying the Spearman-Brown prophecy formula, the P600 effect was moderately reliable across participants ( $\rho = 0.61$ ).

### Multiple regression analyses

#### ***A linear relationship between domain-general conflict monitoring and semantic error detection***

Consistent with our main hypothesis, we observed a significant linear relationship between domain-general conflict monitoring and participants' ability to detect semantic anomalies, as indexed by their behavioral responses at the end of each scenario ( $b = 0.29$ ,  $t = 2.67$ ,  $p = 0.009$ ; see Figure 1). This linear effect of conflict monitoring remained significant in a multiple regression analysis that included all four factor scores ( $b = 0.27$ ,  $t = 2.02$ ,  $p = 0.047$ ). Participants with higher conflict monitoring abilities showed greater behavioral sensitivity to semantic errors, while working memory, verbal knowledge, and processing speed contributed no additional unique variance (see Table 5).

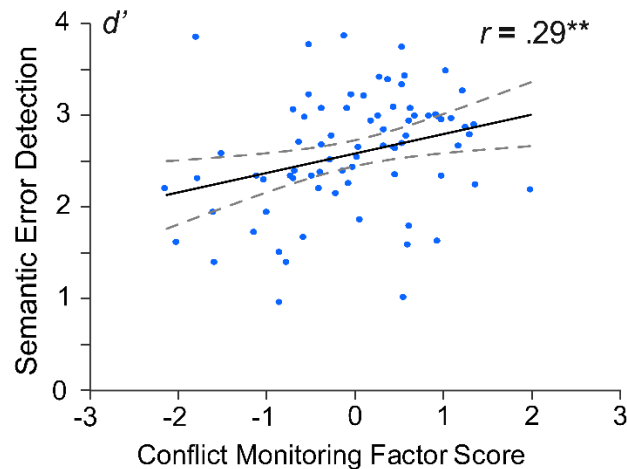


Figure 1. The linear relationship between domain-general conflict monitoring and semantic error detection during comprehension. Dotted lines represent 95% confidence intervals. \*\*  $p < .01$

Table 5. Multiple regression analysis predicting semantic error detection ( $d'$ )

	Factor Score	beta	t-value	$p$ -value
<i>Linear</i>	<b>Monitoring</b>	<b>.27</b>	<b>2.02</b>	<b>.047</b>
	<i>WMC</i>	.09	0.83	.41
	<i>Verbal</i>	.09	0.78	.44
	<i>Speed</i>	-.09	-0.73	.47
<i>Quadratic</i>	<i>Monitoring</i> <sup>2</sup>	-.09	-0.65	.52
	<i>WMC</i> <sup>2</sup>	-.16	-1.36	.18
	<i>Verbal</i> <sup>2</sup>	-.21	-1.79	.08
	<i>Speed</i> <sup>2</sup>	-.07	-0.49	.63

Model:  $F(8,68) = 2.28$ ,  $p = .03$ ,  $R^2 = 0.21$

### **An inverse U-shaped relationship between domain-general conflict monitoring and the P600 effect**

We also examined the effect of domain-general conflict monitoring on the magnitude of the P600 effect evoked by semantically anomalous (versus plausible) critical words. We observed no significant *linear* effect, but instead saw a robust *quadratic* relationship between these two measures ( $b = -0.40$ ,  $t = -3.76$ ,  $p < .001$ ). This quadratic relationship was due to relatively small P600 effects in

individuals with low conflict monitoring abilities, a larger P600 effect in individuals in the middle of the scale, and a small P600 effect in participants with the strongest conflict monitoring abilities (see Figure 1). In a multiple regression analysis that included all four factors scores, the quadratic effect of domain-general conflict monitoring remained significant ( $b = -.34$ ,  $t = -2.52$ ,  $p = .014$ ). Again, we saw no independent effects of working memory, verbal knowledge, or processing speed on the magnitude of the P600 effect (model  $R^2 = 0.19$ , see Table 6).

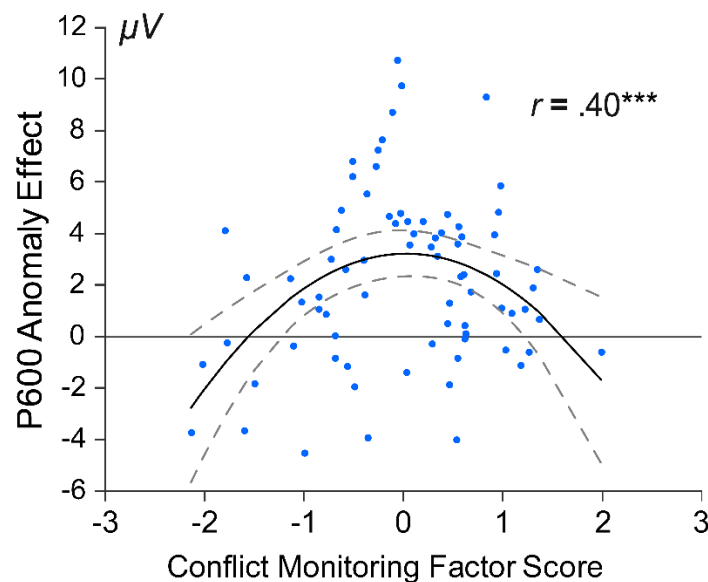


Figure 2. The quadratic relationship between domain-general conflict monitoring and the magnitude of the P600 effect to semantic anomalies vs. plausible control words (600-1000ms). Dotted lines represent 95% confidence intervals. \*\*\*  $p < .001$

Table 6. Multiple regression analysis predicting P600 effect magnitudes

	Factor Score	beta	t-value	p-value
<i>Linear</i>	<i>Monitoring</i>	.07	0.51	.61
	<i>WMC</i>	-.12	-1.11	.27
	<i>Verbal</i>	.01	0.07	.94
	<i>Speed</i>	.14	1.08	.29
<i>Quadratic</i>	<b><i>Monitoring<sup>2</sup></i></b>	<b>-.34</b>	<b>-2.52</b>	<b>.014</b>
	<i>WMC<sup>2</sup></i>	-.05	-0.44	.66
	<i>Verbal<sup>2</sup></i>	.03	0.23	.82
	<i>Speed<sup>2</sup></i>	-.02	-0.15	.88

Model:  $F(8,68) = 2.04$ ,  $p = .055$ ,  $R^2 = 0.19$

To confirm that this quadratic effect reflected an inverse U-shaped relationship, we used an *interrupted regression* analysis to test for the presence of a change in the sign of the regression coefficient (the *two-line test*, Simonsohn, 2018). Consistent with a U-shaped function, this analysis



showed a positive relationship between domain-general conflict monitoring and the P600 effect over the lower half of the range ( $b = 3.5$ ,  $z = 3.46$ ,  $p < .001$ ) and a negative relationship over the upper half of the range ( $b = -2.4$ ,  $z = -2.74$ ,  $p = .006$ ).

To help visualize the influence of domain-general conflict monitoring on the magnitude of the P600 effect, we split participants into three groups (High, Medium, Low) based on their conflict monitoring scores. As shown in Figure 3, individuals with intermediate scores showed the most robust P600 effects ( $4.0\mu\text{V}$ ), while smaller P600 effects were observed in both low conflict-monitoring ( $1.0\mu\text{V}$ ) and high conflict-monitoring participants ( $1.7\mu\text{V}$ ). As can be seen in Figure 3, ERP responses to plausible words were relatively constant across the three groups, and differences in the magnitude of the P600 effect were primarily driven by differential P600 responses to semantically anomalous words.

In addition, we also observed an apparent trade-off between the magnitude of the N400 and P600 effect across individuals. Consistent with prior studies (Nakano, Saron & Swaab, 2010; Oine, Myake & Kim; 2018, Tanner & van Hell, 2014; Tanner, 2019), participants with larger P600 anomaly effects showed smaller N400 differences in the 300-500ms time window (see Figure 3). Across all participants there was a significant negative correlation between the magnitude of the N400 and P600 effects to semantic anomalies,  $r(75) = -.60$ ,  $p < .001$ .

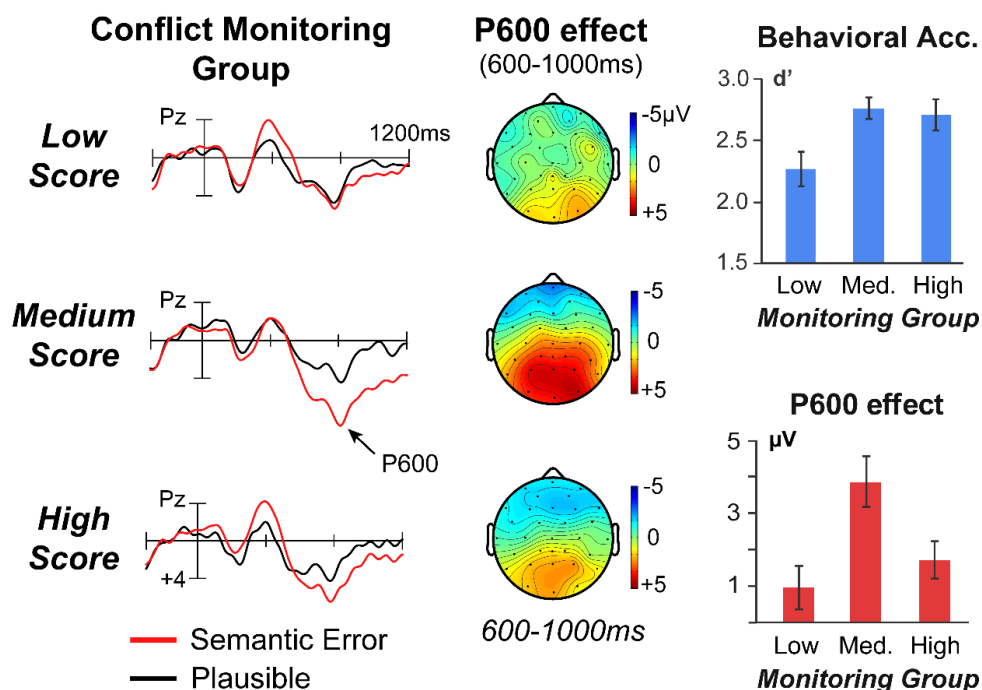


Figure 3. *Left*: Evoked event-related potential (ERP) responses to plausible (black) and semantically anomalous (red) critical words, plotted separately for participants with Low, Medium, and High domain-general conflict monitoring abilities. *Middle*: Topographic plots showing the magnitude and distribution of the P600 effect in each group. *Right*: Mean behavioral sensitivity to semantic anomalies (top) and mean magnitude of the P600 effect (bottom) in each of the three groups. Error bars represent  $\pm 1$  SEM.

To explore this relationship further, we conducted an additional multiple regression analysis, examining individual differences in the magnitude of the N400 effect (300-500ms). As expected, this analysis also revealed a significant quadratic effect of conflict monitoring, which was opposite in sign to that observed in the P600 time-window ( $b = 0.38$ ,  $t = 2.90$ ,  $p = .005$ ). Individuals with intermediate levels of conflict monitoring showed the smallest N400 differences ( $-0.4 \mu\text{V}$ ), and larger N400 effects were observed in both low-monitoring ( $1.3\mu\text{V}$ ) and high-monitoring participants ( $2.3\mu\text{V}$ ). As we note in the Discussion section, we attribute this reciprocal relationship to spatiotemporal overlap between the N400 and P600 components at the scalp surface.

Table 7. Multiple regression analysis predicting the magnitude of the N400 effect

	Factor Score	beta	t-value	p-value
<i>Linear</i>	<i>Monitoring</i>	.21	1.64	.11
	<i>WMC</i>	.16	1.48	.14
	<i>Verbal</i>	.08	0.67	.50
	<i>Speed</i>	-.01	-0.10	.92
<i>Quadratic</i>	<b><i>Monitoring<sup>2</sup></i></b>	<b>.38</b>	<b>2.90</b>	<b>.005</b>
	<i>WMC<sup>2</sup></i>	.16	1.40	.17
	<i>Verbal<sup>2</sup></i>	.09	0.76	.45
	<i>Speed<sup>2</sup></i>	.08	0.56	.58

Model:  $F(8,68) = 2.66$ ,  $p = .013$ ,  $R^2 = 0.24$

### ***Domain-general conflict monitoring and behavioral semantic error detection predict reading comprehension***

In our final set of analyses, we examined the effects of domain-general conflict monitoring on individual differences in reading comprehension. As expected, the two measures of reading comprehension were highly correlated ( $r(75) = 0.57$ ,  $p < .001$ ), and so we combined these scores into a single index.

A multiple-regression analysis revealed that both working memory ( $b = 0.41$ ,  $t = 4.75$ ,  $p < .001$ ) and verbal knowledge ( $b = 0.46$ ,  $t = 5.26$ ,  $p < .001$ ) were strongly associated with reading comprehension ability ( $R^2 = 0.47$ ), replicating prior findings (Conway & Engle, 1996; Daneman & Merikle, 1996; Freed,

Hamilton & Long, 2017). Importantly, we also observed an independent effect of domain-general conflict monitoring, with stronger conflict monitoring abilities predicting better reading comprehension ( $b = 0.20$ ,  $t = 2.33$ ,  $p = .02$ ).

Finally, we asked whether this effect of domain-general conflict monitoring on reading comprehension could be partially explained by individual differences in linguistic error detection ( $d'$ ). As shown in Figure 4, the indirect path (Conflict Monitoring  $\rightarrow$  Semantic Error Detection  $\rightarrow$  Comprehension) was significant (Sobel's test = 2.06,  $p = .04$ ), and the direct effect of conflict monitoring was partially attenuated after accounting for variability in linguistic error detection (Control:  $b = .14$ ,  $t = 1.62$ ,  $p = .11$ ). This suggests that the link between domain-general conflict monitoring and comprehension relies, to some extent, on differences in the ability to detect linguistic errors.

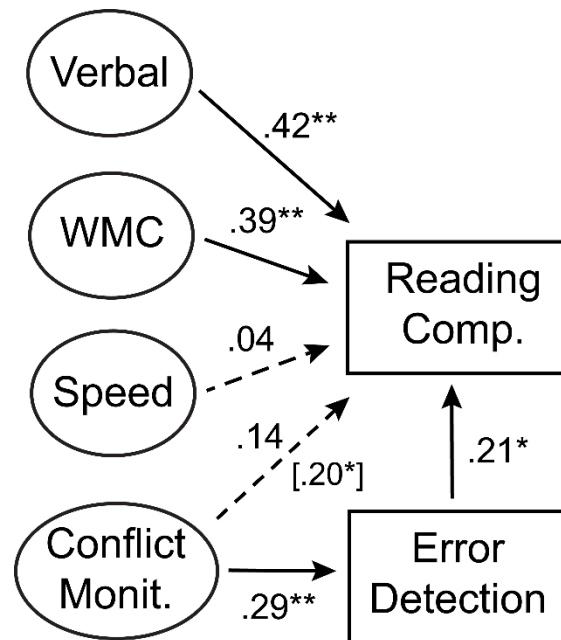


Figure 4. A path diagram representing the effects of verbal knowledge, working memory capacity (WMC), processing speed, and domain-general conflict monitoring on reading comprehension. The direct effect of domain-general conflict monitoring was partially attenuated after accounting for variability in semantic error detection (see text for explanation). \*  $p < .05$ , \*\*  $p < .01$

## Discussion

We carried out a large individual differences study to examine the role of domain-general conflict monitoring on linguistic error processing and reading comprehension. Participants read short discourse scenarios while monitoring for semantic errors, and we examined variability in both behavioral error detection and the amplitude of the P600 response across readers. Participants also completed a battery of tasks assessing domain-general conflict monitoring, working memory capacity,

verbal knowledge, processing speed, and reading comprehension. We found that domain-general conflict monitoring was associated with behavioral measures of error detection (with a linear relationship) and the magnitude of the P600 effect (with an inverse U-shaped relationship). We further showed that domain-general conflict monitoring predicted variability in reading comprehension ability, above and beyond the effects of working memory and verbal knowledge, and that this relationship could be partially explained by individual differences in our behavioral measure of semantic error detection. We discuss each of these findings in more detail below. We then discuss some open questions raised by our research as well as the theoretical and practical implications of our findings.

### **Domain-general conflict monitoring predicts both behavioral and neural indices of semantic error processing**

In a group of healthy adult readers, we showed that individual differences in domain-general conflict monitoring predicted both behavioral and neural measures of linguistic error processing. Importantly, these relationships were highly specific and could not be explained by variance in other cognitive abilities such as working memory capacity and verbal knowledge. Based on this evidence, we conclude that *linguistic error processing* and *non-linguistic* conflict monitoring engage an overlapping set of cognitive mechanisms, which involve detecting and responding to conflicts between environmental inputs and an internal mental model of the current task.

Obviously, the nature of these goal-relevant internal models differed during non-linguistic conflict monitoring and monitoring for linguistic errors during comprehension. For example, in the AX-CPT, participants were asked to respond whenever an "A" was followed by an "X". To carry out this task, they likely engaged an internal model that represented their knowledge about the predictive relationships between cues and targets (Cohen, Barch, Carter & Servan-Schreiber, 1999). In contrast, during language processing, the goal is to *comprehend* the linguistic input (infer the communicator's intended message), and so participants are likely to have engaged an internal 'communication model' that represented their default linguistic and real-world knowledge (see Kuperberg, Brothers, & Wlotko, 2020, for recent discussion). Critically, however, in both situations, participants sometimes encountered a bottom-up input that *conflicted* with this goal-relevant model (in the AX-CPT, an AY trial; during language comprehension, a semantic anomaly). We suggest that in both cases, the detection of this conflict led to a disruption of the default mode of processing, and triggered a reactive reallocation of attentional resources that enabled participants to achieve their goal. In the AX-CPT, this involved reallocating attention to the unexpected target letter, allowing for a shift to an alternative behavioral

response (to avoid an error in action); in language comprehension, it involved reallocating attention to the critical word and prior context (*reanalysis*) in an attempt to re-establish coherence (thereby avoiding a potential error in comprehension).

Although domain-general conflict monitoring predicted both behavioral and neural measures of semantic error processing, the nature of these relationships differed. Specifically, we observed a *linear* relationship with participants' behavioral sensitivity to semantic errors ( $d'$ ), and a *non-linear* (inverse U-shaped) relationship with neural measures of error processing. Specifically, the P600 effect was largest in readers with moderate domain-general conflict monitoring ability and smallest in individuals with low or high conflict monitoring ability (see Figure 3).

Although this type of dissociation between neural and behavioral measures is relatively novel in the ERP literature, similar dissociations have previously been reported in functional magnetic resonance imaging (fMRI) studies examining different aspects of executive function (see Manoach, 2003; Luna et al., 2010, Yarkoni & Braver, 2010 for reviews). For example, in developmental studies of the *anti-saccade* task, hemodynamic responses within frontal control regions were largest in participants with intermediate behavioral performance (adolescents, ages 14-17), and smallest when anti-saccade performance was either very poor (children, age 8-13) or close to ceiling (adults, age 18-30) (Luna et al., 2001; Luna et al., 2010). Similar U-shaped response profiles have also been observed in studies that varied the difficulty of working memory demands. For example, in fMRI studies using the N-back task, large responses in control regions were observed at intermediate levels of cognitive load, while reduced activity was observed when cognitive load was minimal or when load was very high and behavioral performance began to break down (Callicott et al., 1999; Ciesielski, Lesnick, Savoy, Grant & Ahlfors, 2006; Mattay, et al, 2006; see also Vogel & Machizawa, 2004).

In these previous neuroimaging studies, inverse U-shaped responses have been interpreted as reflecting a trade-off between the *effectiveness and efficiency* of executive control mechanisms (Gray et al., 2005; Haier, Siegel, Tang, Abel & Buchsbaum, 1992; Larson, Haier, LaCasse & Hazen, 1995; Rypma et al., 2006). For example, when participants are unable to carry out a task correctly, they may fail to engage control mechanisms at all. At moderate levels of task difficulty, accurate task performance engages maximum executive resources, resulting in the largest neural activity. Finally, when participants are highly skilled in a task, they are able to carry it out with increased efficiency, resulting in reduced neural responses.

In the present study, we suggest that participants with the worst domain-general conflict monitoring performance had the most difficulty detecting semantic errors, as evidenced by their poor

behavioral performance and relatively small P600 effects (see Sanford, Leuthold, Bohan & Sanford, 2010; Batterink & Neville, 2013, for evidence that the P600 is not evoked when comprehenders fail to detect anomalies). In contrast, participants with intermediate domain-general conflict monitoring were better able to detect the presence of semantic anomalies and may have been more likely to engage neural resources to reanalyze the linguistic input, resulting in a robust P600 response. Finally, for participants with high conflict monitoring abilities, we believe they exhibited high accuracy and small P600 effects because their neural processing was maximally efficient. For example, these high-performing participants may have been able to efficiently categorize semantic errors as anomalous without engaging in extensive re-processing of the critical word or the prior context. Alternatively, they may needed fewer neural resources to reanalyze the input, compared to other readers.

Note, the account outlined above assumes that our behavioral measure ( $d'$ ) primarily reflected comprehenders' abilities to *detect* the presence of linguistic conflicts, while the magnitude of the P600 effect was sensitive to *both* error detection (Sanford, Leuthold, Bohan & Sanford, 2010; Batterink & Neville, 2013) and the degree to which participants engaged in reactive reanalysis following an error (see Kuperberg, Caplan, Sitnikova, Eddy & Holcomb, 2006; Metzner, von der Malsburg, Vasishth & Rosler, 2017).

#### **N400-P600 tradeoffs**

In addition to predicting the magnitude of the P600 effect, we also observed an effect of domain-general conflict monitoring on the magnitude of the N400 anomaly effect, which is thought to reflect the difficulty of lexico-semantic access/retrieval (Kutas & Federmeier, 2010). This N400 conflict monitoring effect was exactly opposite to the relationship observed for the P600, with smaller N400 differences in readers with moderate conflict monitoring ability, and larger N400 differences for individuals with either low or high conflict monitoring ability. Reciprocal relationships between N400 and P600 amplitudes have been observed in previous ERP studies examining semantic or syntactic anomalies (Nakano, Saron & Swaab, 2010; Oines, Miyake & Kim, 2018; Kos, van den Brink & Hagoort, 2012; Tanner & van Hell, 2014; Tanner, 2019). It has been suggested that this reciprocal relationship reflects a trade-off in processing strategies as readers attempt to resolve competing linguistic constraints (Oines, Miyake & Kim, 2018). According to this trade-off account, "P600 dominant" individuals are more likely resolve semantic anomalies through structural reanalysis (*The meals were devouring* -> *The meals were devoured*), while "N400 dominant" individuals are more likely to attempt

to retrieve the semantic features of anomalous critical words (Oines, Miyake & Kim, 2018; Kim & Osterhout, 2005).

Given that the semantic errors in the present experiment had no plausible syntactic edit (*Hence, they cautioned the drawer... → ??*), we believe that an alternative explanation is more likely. Specifically, we suggest that the negative correlation between N400 and P600 amplitudes simply reflected spatiotemporal overlap of ERP components with opposite polarities (Kuperberg, Kreher, Sitnikova, Caplan & Holcomb, 2007; Tanner, Goldshtein & Weissman, 2018; Brouwer & Crocker, 2017). EEG responses always reflect a combination of multiple neural generators, and ERPs with opposite polarities are known to ‘cancel out’ at the scalp surface (Luck, 2014). Because N400 and P600 responses often have similar spatial distributions and overlapping time courses, any increase in the amplitude of the P600 will result in a decrease the magnitude of the N400 (and vice-versa). Therefore, rather than reflecting a *cognitive* trade-off between semantic and structural processing, this negative correlation may simply reflect the cancellation of two independent neural generators.

### **No effect of working memory capacity or verbal knowledge on semantic error processing**

Unlike domain-general conflict monitoring, neither working memory capacity nor verbal knowledge predicted individual differences in behavioral or P600 measures of linguistic error processing. Because both these predictors showed high internal validity and were strongly associated with individual differences in reading comprehension (see below), it is unlikely that these null results reflect issues of measurement error or construct validity. Instead, they suggest that variability in working memory and verbal knowledge do not contribute substantially to linguistic error processing in skilled adult readers.

The absence of a relationship between the P600 effect and working memory capacity is consistent with some but not all previous findings in the literature. As noted in the Introduction, some studies have reported positive correlations between working memory and the magnitude of the P600 (Nakano, Saron & Swaab, 2010; Oines, Mikaye & Kim, 2018), while others have found no significant relationship (Kos, van den Brink & Hagoort, 2012; Zheng & Lemhofer, 2019; Tanner, 2019). In the present study, despite the inclusion of multiple span measures and a relatively large sample, we observed no significant correlations, either at the level of individual tasks (Subtract-2:  $r = .01$ , LSPAN:  $r = 0.06$ , RSPAN:  $r = -0.02$ , OSPAN:  $r = 0.03$ ), or for our combined working memory factor score, ( $r(75) = -0.06$ ,  $p = .58$ ). One possibility is that this null effect can be explained by differences in the participants or linguistic stimuli across studies (e.g. discourse scenarios vs. single sentences). Another possibility is that the relationship between working memory capacity and the P600 is either non-existent, or so small that

it is difficult to detect reliably in a single experiment. Ultimately, a combination of pre-registered ERP studies and a systematic meta-analysis of the literature may be needed to definitively resolve this issue.

At face value, the null relationship between verbal knowledge and linguistic error processing appears to contradict some prior studies examining second-language (L2) learners. In these studies, low-proficiency L2 learners often show absent or reduced P600 effects compared to native speakers (Osterhout, McLaughlin, Pitkänen, Frenck-Mestre & Molinaro, 2006; Zheng & Lemhofer, 2019). Moreover, the magnitude of the P600 in these groups correlates with both error detection rates and measures of L2 proficiency (Tanner, McLaughlin, Herschensohn & Osterhout, 2013; Zheng & Lemhofer, 2019). Critically, however, unlike most native English speakers, lower-proficiency L2 learners are likely to lack some of the core semantic and syntactic knowledge necessary to detect linguistic anomalies.<sup>3</sup> In light of these results, our current findings suggest that, as readers reach native-like proficiency, subtle differences in verbal knowledge become less important. Instead, in this sample of native speakers, most of the variability in error monitoring performance depended on differences in non-linguistic conflict monitoring, which may regulate the successful *application* of stored linguistic knowledge during real-time comprehension.

### **Domain-general conflict monitoring predicts measures of reading comprehension**

In addition to examining its relationship with linguistic error processing, we were also interested in whether domain-general conflict monitoring predicted individual differences in reading comprehension ability. From previous studies of adult readers, it is clear that comprehension ability varies as a function of working memory capacity (Conway & Engle, 1996; Daneman & Carpenter, 1980; Daneman & Merikle, 1996) and verbal knowledge (Cromley, Snyder-Hogan & Luciw-Dubas, 2010; Freed, Hamilton & Long, 2017; Stanovich & Cunningham, 1992). In the current study, we replicated these findings: working memory capacity and verbal knowledge uniquely accounted for 16% and 20% of the variance in reading comprehension performance.

In contrast, there has been less systematic work examining the relationship between domain-general conflict monitoring and reading comprehension. In younger readers, some studies have found no clear relationship between reading comprehension and non-verbal measures of inhibitory processing

---

<sup>3</sup> Consistent with this suggestion, in our multiple regression analysis, we observed a marginally significant quadratic effect of verbal knowledge on semantic error detection (Verbal<sup>2</sup>:  $b = -.10$ ,  $t = 1.79$ ,  $p = 0.08$ ). Specifically, in participants with very low verbal knowledge scores (the bottom tertile), error detection was less accurate ( $d' = 2.3$ ,  $SD = 0.5$ ) than participants with higher verbal knowledge ( $d' = 2.7$ ,  $SD = 0.7$ ).



(Christopher et al., 2012). In adult readers, one study reported a positive correlation between comprehension ability and measures of “executive attention” (McVay & Kane, 2012), which may have reflected variability in both conflict monitoring and sustained attention.

In the present study, we found that approximately 4% of the variance in reading comprehension ability could be explained by individual differences in domain-general conflict monitoring, even after controlling for differences in working memory, verbal knowledge, and processing speed. Further analyses suggested that this conflict monitoring effect was partially mediated by participants’ ability to detect linguistic errors. To explain these relationships, we hypothesize that skilled readers continually monitor for potential errors in comprehension in order to maintain coherence (van de Meerendonk, Kolk, Chwilla & Vissers, 2009). During reading, the perception of conflict can arise either from overt anomalies in the input (e.g. misspellings, word substitutions), or they can arise from unintentional misinterpretations on the part of the reader, due to temporary linguistic ambiguities (Altmann, 1998) or “slips of the eye”, when one word is mistakenly recognized as another (Kaufman & Obler, 1995; Gregg & Inhoff, 2016). If a reader fails to detect processing errors, or if an internal conflict does not reach the sufficient threshold for reanalysis, they may continue with an incorrect or internally contradictory interpretation of a text’s meaning (Oakhill, Hartt & Samols, 1996), which may have negative, downstream consequences for comprehension (Cain, Oakhill and Bryant, 2004; Mehravari, Emmorey, Prat, Klarman & Osterhout, 2017). On this account, *individuals with poor domain-general conflict monitoring abilities are poorer comprehenders because they are less able to efficiently monitor their own comprehension for processing errors.*

Of note, domain-general conflict monitoring accounted for a smaller proportion of variance in comprehension performance (4%) compared to the effects of working memory capacity (16%) and verbal knowledge (20%). This suggests that conflict monitoring mechanisms may play a more specialized role in reading comprehension, intervening relatively infrequently to resolve processing errors that would otherwise disrupt comprehension. This may explain why, in some fMRI studies of ‘naturalistic’ language comprehension, brain regions associated with conflict monitoring are infrequently reported (Fedorenko, 2014), particularly when the hemodynamic response is not time-locked to the onset of comprehension problems.

### **Predictions and open questions**

The domain-general conflict monitoring account outlined above makes a number of testable predictions. Although the current experiment examined individual differences in semantic error

processing, conflict monitoring may also influence sensitivity to other types of linguistic errors that generate P600 effects (Osterhout & Holcomb, 1992; Vissers, Chwilla & Kolk, 2006). For example, readers with poor domain-general monitoring may be more likely to overlook misspellings or grammatical errors as they read, and they may experience difficulties when resolving lexical or syntactic ambiguities (Engelhardt, Nigg & Ferreira, 2017; Vuong & Martin, 2013).

In addition, although the semantic anomalies in the current study involved *local* verb-argument mismatches at the end of each scenario, similar conflict monitoring mechanisms may also be involved in the detection of *global* discourse conflicts. During discourse comprehension, readers must encode abstract information that unfolds across multiple sentences, including thematic content, causal relationships, and character motivations (Baker & Anderson, 1982; Kinnunen & Vauras, 1995). Similar to local semantic anomalies, the detection of global conflicts can also indicate the onset of comprehension problems (*e.g. a vegetarian protagonist eating a hamburger*), which may prompt the reader to revise or reinterpret prior contextual information (Albrecht & O'Brien, 1993, Braasch, Rouet, Vibert & Britt, 2011; Hakala & O'Brien, 1995). Although related, we believe that the detection of global discourse anomalies may play an even more important role in successful text comprehension, potentially relying on both domain-general conflict monitoring and working memory resources.

Given these findings in comprehension, another important question is whether similar links exist between domain-general conflict monitoring and language production. For effective communication, speakers must monitor their own production in order to prevent or correct unintended errors (*turn left ... uh, right*). These errors may be detected either through the speaker's own comprehension system (using an internal *perceptual loop*; Levelt, 1983; Hartsuiker & Kolk, 2001), or by monitoring the production system itself for internal representational conflicts (Nozari, Dell & Schwartz, 2011; Gauvin & Hartsuiker, 2020). To the extent that production and comprehension monitoring are linked (Gauvin, De Baene, Brass & Hartsuiker, 2016), individuals with poor performance on tasks like the Stoop and AX-CPT may show higher rates of disfluencies and fewer corrected speech errors, compared to individuals with high conflict-monitoring abilities.

### **Neurobiology of Conflict Monitoring**

The account discussed above also makes predictions regarding the relationship between linguistic error processing and neurobiological measures of conflict monitoring. In previous studies, conflict-driven attention shifts have been associated with the phasic release of norepinephrine (NE) in the locus coeruleus (Aston-Jones & Cohen, 2005), which is thought to serve as an 'orienting signal' to

interrupt the default task state (Yu & Dayan, 2005; Dayan & Yu, 2006; Bouret & Sara, 2005).

Interestingly, the phasic release of NE has also been linked with positive-going ERP responses like the P300 (Nieuwenhuis, Aston-Jones & Cohen, 2005; Vazey, Moorman & Aston-Jones, 2018), which is thought to be functionally related to the P600 response (Coulson, King & Kutas, 1998; Osterhout, Kim & Kuperberg, 2012; Sassenhagen, Schlesewsky & Bornkessel-Schlesewsky, 2014; Sassenhagen & Fiebach, 2019). To test this LC/NE hypothesis more directly, future studies should investigate whether linguistic error detection is associated with physiological markers of phasic NE release, such as pupil dilation (Sara, 2009).

In fMRI studies, conflict-inducing tasks such as the Stroop and AX-CPT have been shown to activate a fronto-parietal network of ‘cognitive control regions’, including the anterior cingulate and lateral prefrontal cortex (e.g. van Veen & Carter, 2002). If linguistic conflict detection relies on the same neurocognitive mechanisms, then a similar set of brain regions should be recruited when comprehenders detect linguistic errors. Indeed, in fMRI studies, semantic anomalies and non-linguistic conflicts (*incongruent stroop trials*) have been shown to activate overlapping regions of left inferior frontal cortex (van de Meerendonk, Rueschemeyer & Kolk, 2013; Ye & Zhou, 2009). Similar co-activations within this region have also been observed for sentences with syntactic ambiguities (Hsu, Jaeggi & Novick, 2017), which readers may initially interpret as syntactic errors (see Novick, Trueswell & Thompson-Schill, 2010; Nozari & Thompson-Schill, 2017 for reviews).

We should note, however, that this does not imply that these frontal regions contribute directly to the posterior P600 effect observed at the scalp surface (see van de Meerendonk, Rueschemeyer & Kolk, 2013 for a discussion). For example, this frontal activity may reflect the initial *detection* of conflict, which then triggers additional compensatory mechanisms that are reflected in the P600 itself. Consistent with this idea, in a recent multimodal neuroimaging study (Kuperberg, et al., in prep), semantic anomalies produced robust activations within left inferior frontal cortex and anterior cingulate, from 300-500ms after word onset. Critically, this activity was followed by a late reactivation of fusiform cortex (from 600-800ms) that more closely matched the timing of the P600 response. This late fusiform response may have reflected an orthographic re-analysis of the bottom-up input following an error.

### **Practical implications**

Our findings also have potential applications for the diagnosis and treatment of reading comprehension impairments. Reading comprehension problems are one of the most frequently observed deficits in children with learning disabilities (Lyon, 1995; Vaughn, Levy, Coleman, & Bos, 2002).

In addition to problems with vocabulary and phonological awareness, poor readers often show impairments in their ability to actively monitor their comprehension as they read. For example, poor readers are less accurate at detecting linguistic anomalies (e.g. Rubman & Salatas Waters, 2000; Albrecht & O'Brien, 1993), and, when comprehension errors *are* detected, these readers are less likely to engage in useful compensatory strategies, such as re-reading (Ehrlich, Remond, Tardieu, 1999; Hacker, Dunlosky, & Graesser, 1998). Given our findings in adults, it is possible that children with poor domain-general conflict monitoring may be predisposed to develop reading comprehension problems (Cutting, Materek, Cole, Levine & Mahone, 2009). If this is the case, then early screening for conflict monitoring deficits could be useful tool for identifying at-risk readers, who may benefit from additional instruction or targeted interventions (Gersetn, Fuchs, Williams & Baker, 2001; Suggate, 2016).

Finally, a number of neuropsychiatric disorders that affect language processing have been linked to deficits in domain-general conflict monitoring, including schizophrenia (Kuperberg, 2010; Boudewyn, Carter & Swaab, 2012; Kerns et al., 2005; Lesh, Niendam, Minzenberg & Carter, 2010) and autism spectrum disorder (Agam, Joseph, Barton & Manoach, 2010; Solomon, Ozonoff, Cummings & Carter, 2008; South, Larson, Krauskopf & Clawson, 2010). Consistent with our current findings, individuals with these neurodevelopmental disorders also show marked impairments in linguistic error detection and the magnitude of the P600 response (Koolen, Vissers, Egger & Verhoevena, 2013; Kuperberg, McGuire & David, 1998; Kuperberg, Sitnikova, Goff & Holcomb, 2006). An important goal for future research will be to determine whether similar abnormalities in linguistic error processing are observed across diagnostic boundaries (Garvey et al., 2010) and whether they can be explained by domain-general conflict monitoring deficits.

## References

- Acheson, D. J., Wells, J. B., & MacDonald, M. C. (2008). New and updated tests of print exposure and reading abilities in college students. *Behavior Research Methods, 40*(1), 278–289. <https://doi.org/10.3758/BRM.40.1.278>
- Agam, Y., Joseph, R. M., Barton, J. J. S., & Manoach, D. S. (2010). Reduced cognitive control of response inhibition by the anterior cingulate cortex in autism spectrum disorders. *NeuroImage, 52*(1), 336–347. <https://doi.org/10.1016/j.neuroimage.2010.04.010>
- Albrecht, J. E., & O'Brien, E. J. (1993). Updating a mental model: Maintaining both local and global coherence. *Journal of Experimental Psychology: Learning, Memory, and Cognition, 19*(5), 1061–1070. <https://doi.org/10.1037/0278-7393.19.5.1061>
- Arrington, C. N., Kulesz, P. A., Francis, D. J., Fletcher, J. M., & Barnes, M. A. (2014). The contribution of attentional control and working memory to reading comprehension and decoding. *Scientific Studies of Reading, 18*(5), 325–346. <https://doi.org/10.1080/10888438.2014.902461>
- Aston-Jones, G., & Cohen, J. D. (2005). An integrative theory of locus coeruleus-norepinephrine function: Adaptive gain and optimal performance. *Annual Review of Neuroscience, 28*(1), 403–450. <https://doi.org/10.1146/annurev.neuro.28.061604.135709>
- Baker, L., & Anderson, R. I. (1982). Effects of inconsistent information on text processing: Evidence for comprehension monitoring. *Reading Research Quarterly, 17*(2), 281–294. <https://doi.org/10.2307/747487>
- Batterink, L., & Neville, H. J. (2013). The human brain processes syntax in the absence of conscious awareness. *Journal of Neuroscience, 33*(19), 8528–8533. <https://doi.org/10.1523/JNEUROSCI.0618-13.2013>
- Bayliss, D. M., Jarrold, C., Gunn, D. M., & Baddeley, A. D. (2003). The complexities of complex span: Explaining individual differences in working memory in children and adults. *Journal of Experimental Psychology: General, 132*(1), 71–92. <https://doi.org/10.1037/0096-3445.132.1.71>
- Botvinick, M. M. (2007). Conflict monitoring and decision making: Reconciling two perspectives on anterior cingulate function. *Cognitive, Affective, & Behavioral Neuroscience, 7*(4), 356–366. <https://doi.org/10.3758/CABN.7.4.356>
- Botvinick, M. M., Braver, T. S., Barch, D. M., Carter, C. S., & Cohen, J. D. (2001). Conflict monitoring and cognitive control. *Psychological Review, 108*(3), 624–652. <https://doi.org/10.1037/0033-295X.108.3.624>
- Botvinick, M., Nystrom, L. E., Fissell, K., Carter, C. S., & Cohen, J. D. (1999). Conflict monitoring versus selection-for-action in anterior cingulate cortex. *Nature, 402*(6758), 179–181. <https://doi.org/10.1038/46035>
- Boudewyn, M. A., Carter, C. S., & Swaab, T. Y. (2012). Cognitive control and discourse comprehension in schizophrenia. *Schizophrenia Research and Treatment, 2012*. <https://doi.org/10.1155/2012/484502>
- Bouret, S., & Sara, S. J. (2005). Network reset: A simplified overarching theory of locus coeruleus noradrenaline function. *Trends in Neurosciences, 28*(11), 574–582. <https://doi.org/10.1016/j.tins.2005.09.002>
- Braasch, J. L. G., Rouet, J.-F., Vibert, N., & Britt, M. A. (2012). Readers' use of source information in text comprehension. *Memory & Cognition, 40*(3), 450–465. <https://doi.org/10.3758/s13421-011-0160-6>
- Brothers, T., Wlotko, E. W., Warnke, L., & Kuperberg, G. R. (2020). Going the extra mile: Effects of discourse context on two late positivities during language comprehension. *Neurobiology of Language, 1*(1), 135–160. [https://doi.org/10.1162/nol\\_a\\_00006](https://doi.org/10.1162/nol_a_00006)
- Brouwer, H., & Crocker, M. W. (2017). On the proper treatment of the N400 and P600 in language comprehension. *Frontiers in Psychology, 8*. <https://doi.org/10.3389/fpsyg.2017.01327>

- Bulkes, N. Z., Christianson, K., & Tanner, D. (2020). Semantic constraint, reading control, and the granularity of form-based expectations during semantic processing: Evidence from ERPs. *Neuropsychologia*, *137*, 107294. <https://doi.org/10.1016/j.neuropsychologia.2019.107294>
- Cain, K., Oakhill, J., & Bryant, P. (2004). Children's reading comprehension ability: Concurrent prediction by working memory, verbal ability, and component skills. *Journal of Educational Psychology*, *96*(1), 31–42. <https://doi.org/10.1037/0022-0663.96.1.31>
- Callicott, J. H., Mattay, V. S., Bertolino, A., Finn, K., Coppola, R., Frank, J. A., Goldberg, T. E., & Weinberger, D. R. (1999). Physiological characteristics of capacity constraints in working memory as revealed by functional MRI. *Cerebral Cortex*, *9*(1), 20–26. <https://doi.org/10.1093/cercor/9.1.20>
- Carpenter, P. A., & Daneman, M. (1981). Lexical retrieval and error recovery in reading: A model based on eye fixations. *Journal of Verbal Learning and Verbal Behavior*, *20*(2), 137–160. [https://doi.org/10.1016/S0022-5371\(81\)90357-1](https://doi.org/10.1016/S0022-5371(81)90357-1)
- Christopher, M. E., Miyake, A., Keenan, J. M., Pennington, B., DeFries, J. C., Wadsworth, S. J., Willcutt, E., & Olson, R. K. (2012). Predicting word reading and comprehension with executive function and speed measures across development: A latent variable analysis. *Journal of Experimental Psychology: General*, *141*(3), 470–488. <https://doi.org/10.1037/a0027375>
- Ciesielski, K. T., Lesnik, P. G., Savoy, R. L., Grant, E. P., & Ahlfors, S. P. (2006). Developmental neural networks in children performing a Categorical N-Back Task. *NeuroImage*, *33*(3), 980–990. <https://doi.org/10.1016/j.neuroimage.2006.07.028>
- Cohen, J. D., Barch, D. M., Carter, C., & Servan-Schreiber, D. (1999). Context-processing deficits in schizophrenia: Converging evidence from three theoretically motivated cognitive tasks. *Journal of Abnormal Psychology*, *108*(1), 120–133. <https://doi.org/10.1037//0021-843x.108.1.120>
- Conway, A. R., & Engle, R. W. (1996). Individual differences in working memory capacity: More evidence for a general capacity theory. *Memory (Hove, England)*, *4*(6), 577–590. <https://doi.org/10.1080/741940997>
- Coulson, S., King, J. W., & Kutas, M. (1998). Expect the unexpected: Event-related brain response to morphosyntactic violations. *Language and Cognitive Processes*, *13*(1), 21–58. <https://doi.org/10.1080/016909698386582>
- Cromley, J. G., Snyder-Hogan, L. E., & Luciw-Dubas, U. A. (2010). Reading comprehension of scientific text: A domain-specific test of the direct and inferential mediation model of reading comprehension. *Journal of Educational Psychology*, *102*(3), 687–700. <https://doi.org/10.1037/a0019452>
- Cutting, L. E., Materek, A., Cole, C. A. S., Levine, T. M., & Mahone, E. M. (2009). Effects of fluency, oral language, and executive function on reading comprehension performance. *Annals of Dyslexia*, *59*(1), 34–54. <https://doi.org/10.1007/s11881-009-0022-0>
- Daneman, M., & Carpenter, P. A. (1980). Individual differences in working memory and reading. *Journal of Verbal Learning and Verbal Behavior*, *19*(4), 450–466. [https://doi.org/10.1016/S0022-5371\(80\)90312-6](https://doi.org/10.1016/S0022-5371(80)90312-6)
- Daneman, M., & Merikle, P. M. (1996). Working memory and language comprehension: A meta-analysis. *Psychonomic Bulletin & Review*, *3*(4), 422–433. <https://doi.org/10.3758/BF03214546>
- Dayan, P., & Yu, A. J. (2006). Phasic norepinephrine: A neural interrupt signal for unexpected events. *Network: Computation in Neural Systems*, *17*(4), 335–350. <https://doi.org/10.1080/09548980601004024>
- Degen, J., Tessler, M. H., & Goodman, N. D. (n.d.). *Wonky worlds: Listeners revise world knowledge when utterances are odd*. 6.
- Denckla, M. B., & Rudel, R. G. (1976). Rapid 'automatized' naming (R.A.N.): Dyslexia differentiated from other learning disabilities. *Neuropsychologia*, *14*(4), 471–479. [https://doi.org/10.1016/0028-3932\(76\)90075-0](https://doi.org/10.1016/0028-3932(76)90075-0)

- Ehrlich, M.-F., Remond, M., & Tardieu, H. (1999). Processing of anaphoric devices in young skilled and less skilled comprehenders: Differences in metacognitive monitoring. *Reading and Writing, 11*(1), 29–63. <https://doi.org/10.1023/A:1007996502372>
- Engelhardt, P. E., Nigg, J. T., & Ferreira, F. (2017). Executive function and intelligence in the resolution of temporary syntactic ambiguity: An individual differences investigation. *Quarterly Journal of Experimental Psychology, 70*(7), 1263–1281. <https://doi.org/10.1080/17470218.2016.1178785>
- Fedorenko, E. (2014). The role of domain-general cognitive control in language comprehension. *Frontiers in Psychology, 5*. <https://doi.org/10.3389/fpsyg.2014.00335>
- Frank, M. C., & Goodman, N. D. (2012). Predicting pragmatic reasoning in language games. *Science, 336*(6084), 998–998. <https://doi.org/10.1126/science.1218633>
- Freed, E. M., Hamilton, S. T., & Long, D. L. (2017). Comprehension in proficient readers: The nature of individual variation. *Journal of Memory and Language, 97*, 135–153. <https://doi.org/10.1016/j.jml.2017.07.008>
- Garner, R. (1980). Monitoring of understanding: An investigation of good and poor readers' awareness of induced miscomprehension of text. *Journal of Reading Behavior, 12*(1), 55–63. <https://doi.org/10.1080/10862968009547352>
- Insel, T., Cuthbert, B., Garvey, M., Heinssen, R., Pine, D. S., Quinn, K., Sanislow, C., & Wang, P. (2010). Research domain criteria (RDoC): Toward a new classification framework for research on mental disorders. *American Journal of Psychiatry, 167*(7), 748–751. <https://doi.org/10.1176/appi.ajp.2010.09091379>
- Gauvin, H. S., De Baene, W., Brass, M., & Hartsuiker, R. J. (2016). Conflict monitoring in speech processing: An fMRI study of error detection in speech production and perception. *NeuroImage, 126*, 96–105. <https://doi.org/10.1016/j.neuroimage.2015.11.037>
- Gauvin, H. S., & Hartsuiker, R. J. (n.d.). Towards a new model of verbal monitoring. *Journal of Cognition, 3*(1). <https://doi.org/10.5334/joc.81>
- Gehring, W. J., Goss, B., Coles, M. G. H., Meyer, D. E., & Donchin, E. (1993). A neural system for error detection and compensation. *Psychological Science, 4*(6), 385–390. <https://doi.org/10.1111/j.1467-9280.1993.tb00586.x>
- Gersten, R., Fuchs, L. S., Williams, J. P., & Baker, S. (2001). Teaching reading comprehension strategies to students with learning disabilities: A review of research. *Review of Educational Research, 71*(2), 279–320. <https://doi.org/10.3102/00346543071002279>
- Geyer, A., Holcomb, P., Kuperberg, G., & Perlmutter, N. (2006). Plausibility and sentence comprehension. An ERP study. *Journal of Cognitive Neuroscience, Supplement*.
- Gibson, E., Bergen, L., & Piantadosi, S. T. (2013). Rational integration of noisy evidence and prior semantic expectations in sentence interpretation. *Proceedings of the National Academy of Sciences, 110*(20), 8051–8056. <https://doi.org/10.1073/pnas.1216438110>
- Gratton, G., Coles, M. G. H., & Donchin, E. (1992). Optimizing the use of information: Strategic control of activation of responses. *Journal of Experimental Psychology: General, 121*(4), 480–506. <https://doi.org/10.1037/0096-3445.121.4.480>
- Gray, J. R., Burgess, G. C., Schaefer, A., Yarkoni, T., Larsen, R. J., & Braver, T. S. (2005). Affective personality differences in neural processing efficiency confirmed using fMRI. *Cognitive, Affective, & Behavioral Neuroscience, 5*(2), 182–190. <https://doi.org/10.3758/CABN.5.2.182>
- Gregg, J., & Inhoff, A. W. (2016). Misperception of orthographic neighbors during silent and oral reading. *Journal of Experimental Psychology: Human Perception and Performance, 42*(6), 799–820. <https://doi.org/10.1037/xhp0000193>
- Grice, J. W. (2001). Computing and evaluating factor scores. *Psychological Methods, 6*(4), 430–450. <https://doi.org/10.1037/1082-989X.6.4.430>

- Haker, D. J. (1997). Comprehension monitoring of written discourse across early-to-middle adolescence. *Reading and Writing, 9*(3), 207–240. <https://doi.org/10.1023/A:1007989901667>
- Hacker, D. J., Dunlosky, J., & Graesser, A. C. (1998). *Metacognition in Educational Theory and Practice*. Routledge.
- Hagoort, P., Brown, C., & Groothusen, J. (1993). The syntactic positive shift (SPS) as an ERP measure of syntactic processing. *Language and Cognitive Processes, 8*(4), 439–483. <https://doi.org/10.1080/01690969308407585>
- Haier, R. J., Siegel, B., Tang, C., Abel, L., & Buchsbaum, M. S. (1992). Intelligence and changes in regional cerebral glucose metabolic rate following learning. *Intelligence, 16*(3), 415–426. [https://doi.org/10.1016/0160-2896\(92\)90018-M](https://doi.org/10.1016/0160-2896(92)90018-M)
- Hakala, C. M., & O'Brien, E. J. (1995). Strategies for resolving coherence breaks in reading. *Discourse Processes, 20*(2), 167–185. <https://doi.org/10.1080/01638539509544936>
- Hartsuiker, R. J., & Kolk, H. H. J. (2001). Error monitoring in speech production: A computational test of the perceptual loop theory. *Cognitive Psychology, 42*(2), 113–157. <https://doi.org/10.1006/cogp.2000.0744>
- Helder, A., Van Leijenhorst, L., & van den Broek, P. (2016). Coherence monitoring by good and poor comprehenders in elementary school: Comparing offline and online measures. *Learning and Individual Differences, 48*, 17–23. <https://doi.org/10.1016/j.lindif.2016.02.008>
- Henderson, D., Poppe, A. B., Barch, D. M., Carter, C. S., Gold, J. M., Ragland, J. D., Silverstein, S. M., Strauss, M. E., & MacDonald, A. W. (2012). Optimization of a goal maintenance task for use in clinical applications. *Schizophrenia Bulletin, 38*(1), 104–113. <https://doi.org/10.1093/schbul/sbr172>
- Horn, J. L. (1965). A rationale and test for the number of factors in factor analysis. *Psychometrika, 30*(2), 179–185. <https://doi.org/10.1007/BF02289447>
- Howe, A. E., Arnell, K. M., Klein, R. M., Joanisse, M. F., & Tannock, R. (2006). The ABCs of computerized naming: Equivalency, reliability, and predictive validity of a computerized rapid automatized naming (RAN) task. *Journal of Neuroscience Methods, 151*(1), 30–37. <https://doi.org/10.1016/j.jneumeth.2005.07.014>
- Hsu, N. S., Jaeggi, S. M., & Novick, J. M. (2017). A common neural hub resolves syntactic and non-syntactic conflict through cooperation with task-specific networks. *Brain and Language, 166*, 63–77. <https://doi.org/10.1016/j.bandl.2016.12.006>
- Kaufman, R. C., & Obler, L. K. (1995). Classification of Normal Reading Error Types. In C. K. Leong & R. M. Joshi (Eds.), *Developmental and Acquired Dyslexia: Neuropsychological and Neurolinguistic Perspectives* (pp. 149–157). Springer Netherlands. [https://doi.org/10.1007/978-94-017-1241-5\\_10](https://doi.org/10.1007/978-94-017-1241-5_10)
- Kerns, J. G., Cohen, J. D., MacDonald, A. W., Johnson, M. K., Stenger, V. A., Aizenstein, H., & Carter, C. S. (2005). Decreased conflict- and error-related activity in the anterior cingulate cortex in subjects with schizophrenia. *American Journal of Psychiatry, 162*(10), 1833–1839. <https://doi.org/10.1176/appi.ajp.162.10.1833>
- Kim, A. E., Oines, L., & Miyake, A. (2018). Individual differences in verbal working memory underlie a tradeoff between semantic and structural processing difficulty during language comprehension: An ERP investigation. *Journal of Experimental Psychology: Learning, Memory, and Cognition, 44*(3), 406–420. <https://doi.org/10.1037/xlm0000457>
- Kim, A., & Osterhout, L. (2005). The independence of combinatory semantic processing: Evidence from event-related potentials. *Journal of Memory and Language, 52*(2), 205–225. <https://doi.org/10.1016/j.jml.2004.10.002>
- Kinnunen, R., & Vauras, M. (1995). Comprehension monitoring and the level of comprehension in high- and low-achieving primary school children's reading. *Learning and Instruction, 5*(2), 143–165. [https://doi.org/10.1016/0959-4752\(95\)00009-R](https://doi.org/10.1016/0959-4752(95)00009-R)



- Koolen, S., Vissers, C. Th. W. M., Egger, J. I. M., & Verhoeven, L. (2013). Can monitoring in language comprehension in Autism Spectrum Disorder be modulated? Evidence from event-related potentials. *Biological Psychology, 94*(2), 354–368. <https://doi.org/10.1016/j.biopsycho.2013.07.008>
- Kos, M., Van den Brink, D., & Hagoort, P. (2012). Individual variation in the late positive complex to semantic anomalies. *Frontiers in Psychology, 3*. <https://doi.org/10.3389/fpsyg.2012.00318>
- Kuperberg, G. R. (2007). Neural mechanisms of language comprehension: Challenges to syntax. *Brain Research, 1146*, 23–49. <https://doi.org/10.1016/j.brainres.2006.12.063>
- Kuperberg, G. R. (2010). Language in Schizophrenia Part 1: An Introduction. *Language and Linguistics Compass, 4*(8), 576–589. <https://doi.org/10.1111/j.1749-818X.2010.00216.x>
- Kuperberg, G. R., Brothers, T., & Wlotko, E. W. (2019). A Tale of two positivities and the N400: Distinct neural signatures are evoked by confirmed and violated predictions at different levels of representation. *Journal of Cognitive Neuroscience, 32*(1), 12–35. [https://doi.org/10.1162/jocn\\_a\\_01465](https://doi.org/10.1162/jocn_a_01465)
- Kuperberg, G. R., Caplan, D., Sitnikova, T., Eddy, M., & Holcomb, P. J. (2006). Neural correlates of processing syntactic, semantic, and thematic relationships in sentences. *Language and Cognitive Processes, 21*(5), 489–530. <https://doi.org/10.1080/01690960500094279>
- Kuperberg, G. R., Kreher, D. A., Sitnikova, T., Caplan, D. N., & Holcomb, P. J. (2007). The role of animacy and thematic relationships in processing active English sentences: Evidence from event-related potentials. *Brain and Language, 100*(3), 223–237. <https://doi.org/10.1016/j.bandl.2005.12.006>
- Kuperberg, G. R., McGuire, P. K., & David, A. S. (1998). Reduced sensitivity to linguistic context in schizophrenic thought disorder: Evidence from on-line monitoring for words in linguistically anomalous sentences. *Journal of Abnormal Psychology, 107*(3), 423–434. <https://doi.org/10.1037/0021-843X.107.3.423>
- Kuperberg, G. R., Sitnikova, T., Caplan, D., & Holcomb, P. J. (2003). Electrophysiological distinctions in processing conceptual relationships within simple sentences. *Cognitive Brain Research, 17*(1), 117–129. [https://doi.org/10.1016/S0926-6410\(03\)00086-7](https://doi.org/10.1016/S0926-6410(03)00086-7)
- Kuperberg, G. R., Sitnikova, T., Goff, D., & Holcomb, P. J. (2006). Making sense of sentences in schizophrenia: Electrophysiological evidence for abnormal interactions between semantic and syntactic processing. *Journal of Abnormal Psychology, 115*(2), 251–265. <https://doi.org/10.1037/0021-843X.115.2.251>
- Kutas, M., & Federmeier, K. D. (2011). Thirty years and counting: Finding meaning in the N400 component of the event-related brain potential (ERP). *Annual Review of Psychology, 62*(1), 621–647. <https://doi.org/10.1146/annurev.psych.093008.131123>
- Landauer, T. K., & Dumais, S. T. (1997). A solution to Plato’s problem: The latent semantic analysis theory of acquisition, induction, and representation of knowledge. *Psychological Review, 104*(2), 211–240. <https://doi.org/10.1037/0033-295X.104.2.211>
- Larson, G. E., Haier, R. J., LaCasse, L., & Hazen, K. (1995). Evaluation of a “mental effort” hypothesis for correlations between cortical metabolism and intelligence. *Intelligence, 21*(3), 267–278. [https://doi.org/10.1016/0160-2896\(95\)90017-9](https://doi.org/10.1016/0160-2896(95)90017-9)
- Lesh, T. A., Niendam, T. A., Minzenberg, M. J., & Carter, C. S. (2011). Cognitive control deficits in schizophrenia: Mechanisms and meaning. *Neuropsychopharmacology, 36*(1), 316–338. <https://doi.org/10.1038/npp.2010.156>
- Levelt, W. J. M. (1983). Monitoring and self-repair in speech. *Cognition, 14*(1), 41–104. [https://doi.org/10.1016/0010-0277\(83\)90026-4](https://doi.org/10.1016/0010-0277(83)90026-4)
- Luna, B., Padmanabhan, A., & O’Hearn, K. (2010). What has fMRI told us about the development of cognitive control through adolescence? *Brain and Cognition, 72*(1), 101–113. <https://doi.org/10.1016/j.bandc.2009.08.005>

- Luna, B., Thulborn, K. R., Munoz, D. P., Merriam, E. P., Garver, K. E., Minshew, N. J., Keshavan, M. S., Genovese, C. R., Eddy, W. F., & Sweeney, J. A. (2001). Maturation of widely distributed brain function subserves cognitive development. *NeuroImage*, *13*(5), 786–793. <https://doi.org/10.1006/nimg.2000.0743>
- Lyon, G. R. (1995). Toward a definition of dyslexia. *Annals of Dyslexia*, *45*, 3–27.
- MacLeod, C. M. (1991). Half a century of research on the Stroop effect: An integrative review. *Psychological Bulletin*, *109*(2), 163–203. <https://doi.org/10.1037/0033-2909.109.2.163>
- Mattay, V. S., Fera, F., Tessitore, A., Hariri, A. R., Berman, K. F., Das, S., Meyer-Lindenberg, A., Goldberg, T. E., Callicott, J. H., & Weinberger, D. R. (2006). Neurophysiological correlates of age-related changes in working memory capacity. *Neuroscience Letters*, *392*(1–2), 32–37. <https://doi.org/10.1016/j.neulet.2005.09.025>
- McCabe, D. P., Roediger, H. L., McDaniel, M. A., Balota, D. A., & Hambrick, D. Z. (2010). The relationship between working memory capacity and executive functioning: Evidence for a common executive attention construct. *Neuropsychology*, *24*(2), 222–243. <https://doi.org/10.1037/a0017619>
- McVay, J. C., & Kane, M. J. (2012). Why does working memory capacity predict variation in reading comprehension? On the influence of mind wandering and executive attention. *Journal of Experimental Psychology: General*, *141*(2), 302–320. <https://doi.org/10.1037/a0025250>
- Meerendonk, N. V. D., Kolk, H. H. J., Chwilla, D. J., & Vissers, C. T. W. M. (2009). Monitoring in language perception. *Language and Linguistics Compass*, *3*(5), 1211–1224. <https://doi.org/10.1111/j.1749-818X.2009.00163.x>
- Metzner, P., Malsburg, T. von der, Vasishth, S., & Rösler, F. (2017). The importance of reading naturally: Evidence from combined recordings of eye movements and electric brain potentials. *Cognitive Science*, *41*(S6), 1232–1263. <https://doi.org/10.1111/cogs.12384>
- Münste, T. F., Heinze, H.-J., Matzke, M., Wieringa, B. M., & Johannes, S. (1998). Brain potentials and syntactic violations revisited: No evidence for specificity of the syntactic positive shift. *Neuropsychologia*, *36*(3), 217–226. [https://doi.org/10.1016/S0028-3932\(97\)00119-X](https://doi.org/10.1016/S0028-3932(97)00119-X)
- Nakano, H., Saron, C., & Swaab, T. Y. (2009). Speech and span: Working memory capacity impacts the use of animacy but not of world knowledge during spoken sentence comprehension. *Journal of Cognitive Neuroscience*, *22*(12), 2886–2898. <https://doi.org/10.1162/jocn.2009.21400>
- Nakatani, C. H., & Hirschberg, J. (1994). A corpus-based study of repair cues in spontaneous speech. *The Journal of the Acoustical Society of America*, *95*(3), 1603–1616.
- Ni, W., Fodor, J. D., Crain, S., & Shankweiler, D. (1998). Anomaly detection: Eye movement patterns. *Journal of Psycholinguistic Research*, *27*(5), 515–539. <https://doi.org/10.1023/A:1024996828734>
- Nieuwenhuis, S., Aston-Jones, G., & Cohen, J. D. (2005). Decision making, the P3, and the locus coeruleus-norepinephrine system. *Psychological Bulletin*, *131*(4), 510–532. <https://doi.org/10.1037/0033-2909.131.4.510>
- Nieuwland, M. S., & Van Berkum, J. J. A. (2005). Testing the limits of the semantic illusion phenomenon: ERPs reveal temporary semantic change deafness in discourse comprehension. *Cognitive Brain Research*, *24*(3), 691–701. <https://doi.org/10.1016/j.cogbrainres.2005.04.003>
- Nooteboom, S. G. (1980). Speaking and unspeaking: Detection and correction of phonological and lexical errors in spontaneous speech. *Errors in Linguistic Performance : Slips of the Tongue, Ear, Pen and Hand / Ed. by Victoria A. Fromkin*, 87–95.
- Novick, J. M., Trueswell, J. C., & Thompson-Schill, S. L. (2010). Broca's area and language processing: Evidence for the cognitive control connection. *Language and Linguistics Compass*, *4*(10), 906–924. <https://doi.org/10.1111/j.1749-818X.2010.00244.x>
- Nozari, N., Dell, G. S., & Schwartz, M. F. (2011). Is comprehension necessary for error detection? A conflict-based account of monitoring in speech production. *Cognitive Psychology*, *63*(1), 1–33. <https://doi.org/10.1016/j.cogpsych.2011.05.001>

- Nozari, N., & Novick, J. (2017). Monitoring and control in language production. *Current Directions in Psychological Science*, 26(5), 403–410. <https://doi.org/10.1177/0963721417702419>
- Oakhill, J. V., & Cain, K. (2012). The precursors of reading ability in young readers: Evidence from a four-year longitudinal study. *Scientific Studies of Reading*, 16(2), 91–121. <https://doi.org/10.1080/10888438.2010.529219>
- Oakhill, J. V., Hartt, J., & Samols, D. (1996). Comprehension monitoring and working memory in good and poor comprehenders. *14th Biennial ISSBD Conference, Quebec City*.
- Osterhout, L., & Holcomb, P. J. (1992). Event-related brain potentials elicited by syntactic anomaly. *Journal of Memory and Language*, 31(6), 785–806. [https://doi.org/10.1016/0749-596X\(92\)90039-Z](https://doi.org/10.1016/0749-596X(92)90039-Z)
- Osterhout, L., Kim, A., & Kuperberg, G. R. (2012). The neurobiology of sentence comprehension. In *The Cambridge handbook of psycholinguistics* (pp. 365–389). Cambridge University Press. <https://doi.org/10.1017/CBO9781139029377.025>
- Osterhout, L., McLaughlin, J., Pitkänen, I., Frenck-Mestre, C., & Molinaro, N. (2006). Novice learners, longitudinal designs, and event-related potentials: A means for exploring the neurocognition of second language processing. *Language Learning*, 56(s1), 199–230. <https://doi.org/10.1111/j.1467-9922.2006.00361.x>
- Paczynski, M., & Kuperberg, G. R. (2012). Multiple influences of semantic memory on sentence processing: Distinct effects of semantic relatedness on violations of real-world event/state knowledge and animacy selection restrictions. *Journal of Memory and Language*, 67(4), 426–448. <https://doi.org/10.1016/j.jml.2012.07.003>
- Rayner, K., Warren, T., Juhasz, B. J., & Liversedge, S. P. (2004). The Effect of plausibility on eye movements in reading. *Journal of Experimental Psychology: Learning, Memory, and Cognition*, 30(6), 1290–1301. <https://doi.org/10.1037/0278-7393.30.6.1290>
- Redick, T. S., Broadway, J. M., Meier, M. E., Kuriakose, P. S., Unsworth, N., Kane, M. J., & Engle, R. W. (2012). Measuring working memory capacity with automated complex span tasks. *European Journal of Psychological Assessment*, 28(3), 164–171. <https://doi.org/10.1027/1015-5759/a000123>
- Rubman, C. N., & Salatas Waters, H. (2000). A, B seeing: The role of constructive processes in children's comprehension monitoring. *Journal of Educational Psychology*, 92(3), 503–514. <https://doi.org/10.1037/0022-0663.92.3.503>
- Rypma, B., Berger, J. S., Prabhakaran, V., Martin Bly, B., Kimberg, D. Y., Biswal, B. B., & D'Esposito, M. (2006). Neural correlates of cognitive efficiency. *NeuroImage*, 33(3), 969–979. <https://doi.org/10.1016/j.neuroimage.2006.05.065>
- Salthouse, T. A. (1988). The Role of processing resources in cognitive aging. In M. L. Howe & C. J. Brainerd (Eds.), *Cognitive Development in Adulthood: Progress in Cognitive Development Research* (pp. 185–239). Springer. [https://doi.org/10.1007/978-1-4612-3852-2\\_7](https://doi.org/10.1007/978-1-4612-3852-2_7)
- Sanford, A. J., Leuthold, H., Bohan, J., & Sanford, A. J. S. (2009). Anomalies at the borderline of awareness: An ERP study. *Journal of Cognitive Neuroscience*, 23(3), 514–523. <https://doi.org/10.1162/jocn.2009.21370>
- Sara, S. J. (2009). The locus coeruleus and noradrenergic modulation of cognition. *Nature Reviews Neuroscience*, 10(3), 211–223. <https://doi.org/10.1038/nrn2573>
- Sassenhagen, J., & Fiebach, C. J. (2019). Finding the P3 in the P600: Decoding shared neural mechanisms of responses to syntactic violations and oddball targets. *NeuroImage*, 200, 425–436. <https://doi.org/10.1016/j.neuroimage.2019.06.048>
- Sassenhagen, J., Schlesewsky, M., & Bornkessel-Schlesewsky, I. (2014). The P600-as-P3 hypothesis revisited: Single-trial analyses reveal that the late EEG positivity following linguistically deviant material is reaction time aligned. *Brain and Language*, 137, 29–39. <https://doi.org/10.1016/j.bandl.2014.07.010>

- Schotter, E. R., Tran, R., & Rayner, K. (2014). Don't believe what you read (only once): Comprehension is supported by regressions during reading. *Psychological Science*, *25*(6), 1218–1226.  
<https://doi.org/10.1177/0956797614531148>
- Servan-Schreiber, D. (1996). Schizophrenic deficits in the processing of context: A test of a theoretical model. *Archives of General Psychiatry*, *53*(12), 1105.  
<https://doi.org/10.1001/archpsyc.1996.01830120037008>
- Shetreet, E., Alexander, E. J., Romoli, J., Chierchia, G., & Kuperberg, G. (2019). What we know about knowing: Presuppositions generated by factive verbs influence downstream neural processing. *Cognition*, *184*, 96–106. <https://doi.org/10.1016/j.cognition.2018.11.012>
- Simonsohn, U. (2018). Two lines: A valid alternative to the invalid testing of u-shaped relationships with quadratic regressions. *Advances in Methods and Practices in Psychological Science*, *1*(4), 538–555.  
<https://doi.org/10.1177/2515245918805755>
- Singer, J. K., Lichtenberger, E. O., Kaufman, J. C., Kaufman, A. S., & Kaufman, N. L. (2012). The Kaufman assessment battery for children—second edition and the Kaufman test of educational achievement—second edition. In *Contemporary intellectual assessment: Theories, tests, and issues*, 3rd ed (pp. 269–296). The Guilford Press.
- Solomon, M., Ozonoff, S. J., Cummings, N., & Carter, C. S. (2008). Cognitive control in autism spectrum disorders. *International Journal of Developmental Neuroscience*, *26*(2), 239–247.  
<https://doi.org/10.1016/j.ijdevneu.2007.11.001>
- South, M., Larson, M. J., Krauskopf, E., & Clawson, A. (2010). Error processing in high-functioning Autism Spectrum Disorders. *Biological Psychology*, *85*(2), 242–251.  
<https://doi.org/10.1016/j.biopsycho.2010.07.009>
- Stanovich, K. E., & Cunningham, A. E. (1992). Studying the consequences of literacy within a literate society: The cognitive correlates of print exposure. *Memory & Cognition*, *20*(1), 51–68.  
<https://doi.org/10.3758/BF03208254>
- Suggate, S. P. (2016). A meta-Analysis of the long-term effects of phonemic awareness, phonics, fluency, and reading comprehension interventions. *Journal of Learning Disabilities*, *49*(1), 77–96.  
<https://doi.org/10.1177/0022219414528540>
- Szewczyk, J. M., & Schriefers, H. (2011). Is animacy special?: ERP correlates of semantic violations and animacy violations in sentence processing. *Brain Research*, *1368*, 208–221.  
<https://doi.org/10.1016/j.brainres.2010.10.070>
- Tanner, D. (2019). Robust neurocognitive individual differences in grammatical agreement processing: A latent variable approach. *Cortex*, *111*, 210–237. <https://doi.org/10.1016/j.cortex.2018.10.011>
- Tanner, D., Goldshtein, M., & Weissman, B. (2018). Individual differences in the real-time neural dynamics of language comprehension. In K. D. Federmeier & D. G. Watson (Eds.), *Psychology of Learning and Motivation* (Vol. 68, pp. 299–335). Academic Press.  
<https://doi.org/10.1016/bs.plm.2018.08.007>
- Tanner, D., McLaughlin, J., Herschensohn, J., & Osterhout, L. (2013). Individual differences reveal stages of L2 grammatical acquisition: ERP evidence\*. *Bilingualism: Language and Cognition*, *16*(2), 367–382. <https://doi.org/10.1017/S1366728912000302>
- Tanner, D., & Van Hell, J. G. (2014). ERPs reveal individual differences in morphosyntactic processing. *Neuropsychologia*, *56*, 289–301. <https://doi.org/10.1016/j.neuropsychologia.2014.02.002>
- Torgesen, J. K., Wagner, R., & Rashotte, C. (2012). *Test of Word Reading Efficiency: (TOWRE-2)*. Pearson Clinical Assessment.
- Traxler, M. J., Foss, D. J., Seely, R. E., Kaup, B., & Morris, R. K. (2000). Priming in sentence processing: intralexical spreading activation, schemas, and situation models. *Journal of Psycholinguistic Research*, *29*(6), 581–595. <https://doi.org/10.1023/A:1026416225168>

- Unsworth, N., Heitz, R. P., Schrock, J. C., & Engle, R. W. (2005). An automated version of the operation span task. *Behavior Research Methods*, 37(3), 498–505. <https://doi.org/10.3758/BF03192720>
- Uttl, B. (2002). North American adult reading test: Age norms, reliability, and validity. *Journal of Clinical and Experimental Neuropsychology*, 24(8), 1123–1137. <https://doi.org/10.1076/jcen.24.8.1123.8375>
- van de Meerendonk, N., Kolk, H. H. J., Vissers, C. Th. W. M., & Chwilla, D. J. (2008). Monitoring in language perception: Mild and strong conflicts elicit different ERP patterns. *Journal of Cognitive Neuroscience*, 22(1), 67–82. <https://doi.org/10.1162/jocn.2008.21170>
- van de Meerendonk, N., Rueschemeyer, S.-A., & Kolk, H. H. J. (2013). Language comprehension interrupted: Both language errors and word degradation activate Broca's area. *Brain and Language*, 126(3), 291–301. <https://doi.org/10.1016/j.bandl.2013.07.004>
- van Veen, V., & Carter, C. S. (2002). The anterior cingulate as a conflict monitor: FMRI and ERP studies. *Physiology & Behavior*, 77(4), 477–482. [https://doi.org/10.1016/S0031-9384\(02\)00930-7](https://doi.org/10.1016/S0031-9384(02)00930-7)
- Vaughn, S., Levy, S., Coleman, M., & Bos, C. S. (2002). Reading instruction for students with LD and EBD: A synthesis of observation studies. *The Journal of Special Education*, 36(1), 2–13. <https://doi.org/10.1177/00224669020360010101>
- Vazey, E. M., Moorman, D. E., & Aston-Jones, G. (2018). Phasic locus coeruleus activity regulates cortical encoding of salience information. *Proceedings of the National Academy of Sciences*, 115(40), E9439–E9448. <https://doi.org/10.1073/pnas.1803716115>
- Vissers, C. Th. W. M., Chwilla, D. J., & Kolk, H. H. J. (2006). Monitoring in language perception: The effect of misspellings of words in highly constrained sentences. *Brain Research*, 1106(1), 150–163. <https://doi.org/10.1016/j.brainres.2006.05.012>
- Vogel, E. K., & Machizawa, M. G. (2004). Neural activity predicts individual differences in visual working memory capacity. *Nature*, 428(6984), 748–751. <https://doi.org/10.1038/nature02447>
- Vuong, L. C., & Martin, R. C. (2014). Domain-specific executive control and the revision of misinterpretations in sentence comprehension. *Language, Cognition and Neuroscience*, 29(3), 312–325. <https://doi.org/10.1080/01690965.2013.836231>
- Wagoner, S. A. (1983). Comprehension monitoring: What it is and what we know about it. *Reading Research Quarterly*, 18(3), 328–346. <https://doi.org/10.2307/747392>
- Warren, T., & McConnell, K. (2007). Investigating effects of selectional restriction violations and plausibility violation severity on eye-movements in reading. *Psychonomic Bulletin & Review*, 14(4), 770–775. <https://doi.org/10.3758/BF03196835>
- Warren, T., Milburn, E., Patson, N. D., & Dickey, M. W. (2015). Comprehending the impossible: What role do selectional restriction violations play? *Language, Cognition and Neuroscience*, 30(8), 932–939. <https://doi.org/10.1080/23273798.2015.1047458>
- Wolf, M. (1986). Rapid alternating stimulus naming in the developmental dyslexias. *Brain and Language*, 27(2), 360–379. [https://doi.org/10.1016/0093-934X\(86\)90025-8](https://doi.org/10.1016/0093-934X(86)90025-8)
- Woodcock, R. W. (1973). *Woodcock reading mastery tests*. American Guidance Service.
- Woodcock, R. W., Johnson, M. B., & Mather, N. (1989). *Woodcock-Johnson Tests of Cognitive Ability: Standard and Supplementary Batteries*. Riverside Publishing Company.
- Yarkoni, T., & Braver, T. S. (2010). Cognitive neuroscience approaches to individual differences in working memory and executive control: Conceptual and methodological issues. In A. Gruszka, G. Matthews, & B. Szymura (Eds.), *Handbook of Individual Differences in Cognition: Attention, Memory, and Executive Control* (pp. 87–107). Springer. [https://doi.org/10.1007/978-1-4419-1210-7\\_6](https://doi.org/10.1007/978-1-4419-1210-7_6)
- Ye, Z., & Zhou, X. (2008). Involvement of cognitive control in sentence comprehension: Evidence from ERPs. *Brain Research*, 1203, 103–115. <https://doi.org/10.1016/j.brainres.2008.01.090>

- Ye, Z., & Zhou, X. (2009). Conflict control during sentence comprehension: FMRI evidence. *NeuroImage*, *48*(1), 280–290. <https://doi.org/10.1016/j.neuroimage.2009.06.032>
- Yu, A. J., & Dayan, P. (2005). Uncertainty, neuromodulation, and attention. *Neuron*, *46*(4), 681–692. <https://doi.org/10.1016/j.neuron.2005.04.026>
- Yu, A. J., Dayan, P., & Cohen, J. D. (2009). Dynamics of attentional selection under conflict: Toward a rational Bayesian account. *Journal of Experimental Psychology: Human Perception and Performance*, *35*(3), 700–717. <https://doi.org/10.1037/a0013553>
- Zheng, X., & Lemhöfer, K. (2019). The “semantic P600” in second language processing: When syntax conflicts with semantics. *Neuropsychologia*, *127*, 131–147. <https://doi.org/10.1016/j.neuropsychologia.2019.02.010>